

STAGWELL INC.
One World Trade Center, Floor 65
New York, NY 10007

NOTICE OF ANNUAL MEETING OF STOCKHOLDERS

To Be Held on June 12, 2024

To the Stockholders of Stagwell Inc.:

You are cordially invited to attend the Annual Meeting of Stockholders of Stagwell Inc. The Annual Meeting will be held on Wednesday, June 12, 2024 at 11:30 am Eastern Time at the Company's headquarters, One World Trade Center, Floor 65, New York, NY 10007, for the following purposes:

1. To vote upon the election of nine (9) directors nominated by our Board of Directors to hold office until the 2025 Annual Meeting of Stockholders.
2. To vote upon the approval, on an advisory basis, of the 2023 compensation of our named executive officers.
3. To vote upon the ratification of the selection of PricewaterhouseCoopers LLP as our independent registered public accounting firm for the fiscal year ending December 31, 2024.
4. To conduct any other business properly brought before the Annual Meeting or any adjournment or postponement thereof.

These items of business are more fully described in the Proxy Statement accompanying this Notice.

The record date for the Annual Meeting is April 15, 2024. Only stockholders of record at the close of business on that date may vote at the Annual Meeting or any adjournment thereof.

By Order of the Board of Directors



Edmund D. Graff
Senior Vice President, Deputy General Counsel and
Corporate Secretary

New York, NY
April 29, 2024

You are cordially invited to attend the Annual Meeting in person. Advance registration is required to attend the Annual Meeting. Admission information can be found on page 1 of the Proxy Statement. Whether or not you expect to attend the Annual Meeting, PLEASE VOTE YOUR SHARES. As an alternative to voting in person at the Annual Meeting, you may vote your shares in advance online, by telephone or, if you receive a paper proxy card in the mail, by mailing the completed proxy card. Voting instructions are provided in the Notice of Internet Availability of Proxy Materials or, if you receive a paper proxy card by mail, the instructions are printed on your proxy card. Even if you have voted by proxy, you may still vote in person if you attend the Annual Meeting. Please note, however, that if your shares are held of record by a broker, bank or other nominee and you wish to vote at the Annual Meeting, you must obtain a proxy issued in your name from that record holder.

Important Notice Regarding the Availability of Proxy Materials for the Annual Meeting of Stockholders to Be Held on June 12, 2024.
The Notice, Proxy Statement and Annual Report to Stockholders are available at
<https://www.stagwellglobal.com/2024-annual-meeting-materials/>.

TABLE OF CONTENTS

QUESTIONS AND ANSWERS ABOUT THESE PROXY MATERIALS AND VOTING	1
PROPOSAL 1 – ELECTION OF DIRECTORS	6
Qualifications of the Members of the Board	7
Compensation of Directors	13
Information About the Board and Corporate Governance	15
PROPOSAL 2 – APPROVAL, ON AN ADVISORY BASIS, OF 2023 COMPENSATION OF OUR NAMED EXECUTIVE OFFICERS	20
Executive Compensation	21
Compensation Discussion and Analysis	21
Summary Compensation Table	27
Grants of Plan-Based Awards During 2023	29
Outstanding Equity Awards at 2023 Fiscal Year-End	30
Option Exercises and Stock Vested in 2023	31
Employment Agreements	31
Potential Payments Upon Termination or Change in Control	34
CEO Pay Ratio	35
Pay Versus Performance	36
Other Compensation-Related Policies	43
Human Resources and Compensation Committee Interlocks and Insider Participation	44
Human Resources and Compensation Committee Report	44
Equity Compensation Plan Information	45
Transactions with Related Persons	46
Security Ownership of Certain Beneficial Owners and Management	48
Delinquent Section 16(a) Reports	49
PROPOSAL 3 – RATIFICATION OF SELECTION OF INDEPENDENT REGISTERED PUBLIC ACCOUNTING FIRM	50
Householding of Proxy Materials	53
No Incorporation by Reference	53
Additional Information	53
Other Matters	53

STAGWELL INC.
One World Trade Center, Floor 65
New York, NY 10007

**PROXY STATEMENT
FOR THE 2024 ANNUAL MEETING OF STOCKHOLDERS**

To Be Held on June 12, 2024 at 11:30 am, Eastern Time

QUESTIONS AND ANSWERS ABOUT THIS PROXY MATERIAL AND VOTING

Why did I receive a notice regarding the availability of proxy materials on the internet?

We have elected to provide access to our proxy materials over the internet. Accordingly, we have sent you a Notice of Internet Availability of Proxy Materials (the “Notice”) because the Board of Directors (the “Board”) of Stagwell Inc. is soliciting your proxy to vote at the 2024 Annual Meeting of Stockholders (the “Annual Meeting”), including any adjournments or postponements thereof. We intend to mail the Notice to all stockholders entitled to vote at the Annual Meeting on or about April 29, 2024.

What is Stagwell Inc.?

Stagwell Inc. is the challenger network built to transform marketing.

On December 21, 2020, MDC Partners Inc. (“MDC”) and Stagwell Media LP (“Stagwell Media”) announced that they had entered into an agreement (as amended, the “Transaction Agreement”), providing for the combination of MDC with the operating businesses and subsidiaries of Stagwell Media (the “Stagwell Subject Entities”). The Stagwell Subject Entities comprised Stagwell Marketing Group LLC (“Stagwell Marketing”) and its direct and indirect subsidiaries. On August 2, 2021, we completed the previously announced combination of MDC and the Stagwell Subject Entities and a series of related transactions (such combination and transactions, the “Business Combination”). The Business Combination was treated as a reverse acquisition for financial reporting purposes, with MDC treated as the legal acquirer and Stagwell Marketing treated as the accounting acquirer.

References to the “Company,” “we,” or “us” in this proxy statement (the “Proxy Statement”) refer to Stagwell Inc. for the period following the Business Combination and to MDC for the period preceding the Business Combination, unless otherwise indicated or unless the context otherwise requires.

How do I attend the Annual Meeting?

The Annual Meeting will be held on Wednesday, June 12, 2024 at 11:30 am Eastern Time at the Company’s headquarters, One World Trade Center, Floor 65, New York, NY 10007. To be admitted, you will need to register in advance of the Annual Meeting and bring valid photo identification. Registration requests must be received by June 7, 2024 and may be sent by email to IR@stagwellglobal.com (with “Annual Meeting Registration” in the subject line) or by mail to Stagwell Inc., Attention: IR/Annual Meeting Registration, One World Trade Center, Floor 65, New York, NY 10007.

What matters will be voted on at the Annual Meeting?

There are three matters scheduled for a vote:

- Proposal 1: To elect the nine directors nominated by our Board, each to hold office until our annual meeting of stockholders in 2025;
- Proposal 2: To approve, on an advisory basis, the 2023 compensation of our named executive officers; and
- Proposal 3: To ratify the selection of PricewaterhouseCoopers LLP as our independent registered public accounting firm for the fiscal year ending December 31, 2024.

How does the Board recommend that I vote?

The Board recommends that you vote FOR each of proposals 1, 2, and 3.

What if another matter is properly brought before the meeting?

The Board knows of no other matters that will be presented for consideration at the Annual Meeting. If any other matters are properly brought before the meeting, it is the intention of the persons named in the proxy to vote on those matters in accordance with their best judgment.

Who can vote at the Annual Meeting?

Stockholders of record at the close of business on April 15, 2024 (the “Record Date”) are entitled to receive notice of, to attend, and to vote at the Annual Meeting. At the close of business on the Record Date, the Company had 118,378,189 shares of the Class A common stock, par value \$0.001 per share (“Class A Common Stock”), and 151,648,741 shares of Class C common stock, par value \$0.00001 per share (“Class C Common Stock” and, together with the Class A Common Stock, the “Common Stock”), outstanding. Each share of Class A Common Stock and Class C Common Stock outstanding entitles the holder to one vote on each matter to be voted on at the Annual Meeting.

Stockholder of Record: Shares Registered in Your Name. If, on the Record Date, your shares were registered directly in your name with the Company’s transfer agent, Equiniti Trust Company, LLC, then you are a stockholder of record. As a stockholder of record, you may vote in person at the Annual Meeting or vote by proxy in advance. Whether or not you plan to attend the Annual Meeting, we urge you to vote your shares by proxy in advance of the Annual Meeting through the internet, by telephone or by completing and returning a printed proxy card that you may request or we may elect to deliver at a later time to ensure your vote is counted.

Beneficial Owner: Shares Registered in the Name of a Broker or Bank. If, on the Record Date, your shares were held not in your name, but rather in an account at a brokerage firm, bank or other similar organization, then you are the beneficial owner of shares held in “street name” and the Notice is being forwarded to you by that organization. The organization holding your account is considered to be the stockholder of record for purposes of voting at the Annual Meeting. As a beneficial owner, you have the right to direct your broker, bank or other agent regarding how to vote the shares in your account. You are also invited to attend the Annual Meeting. However, since you are not the stockholder of record, you may not vote your shares in person at the Annual Meeting unless you request and obtain a valid proxy from your broker, bank or other agent.

How do I vote?

The procedures for voting are as follows:

Stockholder of Record: Shares Registered in Your Name. If you are a stockholder of record, you may vote (1) in person at the Annual Meeting or (2) in advance of the Annual Meeting by proxy through the internet, by telephone or by using a proxy card that you may request or we may elect to deliver at a later time. Whether or not you plan to attend the Annual Meeting, we urge you to vote by proxy to ensure your vote is counted. You may still attend the Annual Meeting and vote in person even if you have already voted by proxy.

- To vote in person, come to the Annual Meeting and we will give you a ballot when you arrive.
- To vote in advance of the Annual Meeting through the internet, go to **www.voteproxy.com** to complete an electronic proxy card. You will be asked to provide the control number from the Notice or the printed proxy card. Your internet vote must be received by 11:59 p.m., Eastern Time, on Tuesday, June 11, 2024 to be counted.
- To vote in advance of the Annual Meeting by telephone, dial toll-free **1-800 — PROXIES (1-800-776-9437) in the United States or 1-201-299-4446 from other countries** using a touch-tone phone and follow the recorded instructions. You will be asked to provide the control number from the Notice or the printed proxy card. Your telephone vote must be received by 11:59 p.m., Eastern Time, on Tuesday, June 11, 2024 to be counted.
- To vote in advance of the Annual Meeting using a printed proxy card that may be delivered to you, simply complete, sign and date the proxy card and return it promptly in the envelope provided. If you return your signed proxy card to us before the Annual Meeting, we will vote your shares as you direct.

Beneficial Owner: Shares Registered in the Name of Broker or Bank. If you are a beneficial owner of shares registered in the name of your broker, bank, or other agent, you should have received a Notice containing voting instructions from that organization rather than from us. To vote prior to the Annual Meeting, simply follow the voting instructions in the Notice to ensure that your vote is counted. To vote in person at the Annual Meeting, you must follow the instructions from your broker, bank or other agent and will need to obtain a valid proxy issued in your name from that record holder.

We provide internet proxy voting to allow you to vote your shares online, with procedures designed to ensure the authenticity and correctness of your proxy vote instructions. Please be aware that you must bear any costs associated with your Internet access.

Can I vote my shares by filling out and returning the Notice?

No. The Notice identifies the items to be voted on at the Annual Meeting, but you cannot vote by marking the Notice and returning it. The Notice provides instructions on how to vote by proxy in advance of the Annual Meeting through the internet, by telephone or using a printed proxy card, and how to vote in person at the Annual Meeting.

What does it mean if I receive more than one Notice?

If you receive more than one Notice, your shares are registered in more than one name or in different accounts. Please follow the instructions on the Notices to ensure that all of your shares are voted.

Can I change my vote after submitting my proxy?

Yes. You can revoke your proxy at any time before the final vote at the Annual Meeting.

If you are the record holder of your shares, you may revoke your proxy in any one of three ways:

- Submit another properly completed proxy card with a later date.
- Grant a subsequent proxy through the internet or by telephone.
- Send a timely written notice via email before the Annual Meeting that you are revoking your proxy to IR@stagwellglobal.com.
- Attend the Annual Meeting and vote in person. Simply attending the Annual Meeting will not, by itself, revoke your proxy.

Your most current proxy card or internet or telephone proxy is the one that is counted.

If you are a beneficial owner and your shares are held in “street name” by your broker, bank or other agent, you should follow the instructions provided by your broker, bank or other agent.

What if I do not provide specific voting instructions?

Stockholder of Record: Shares Registered in Your Name. If you are a stockholder of record and do not vote through the internet, by telephone, by completing a proxy card that may be delivered to you, or in person at the Annual Meeting, your shares will not be voted. If you return a signed and dated proxy card or otherwise vote without marking any voting selections, your shares will be voted as follows: (1) “FOR” the election of the nominees for director; (2) “FOR” approval, on an advisory basis, of the 2023 compensation of our named executive officers; and (3) “FOR” ratification of the selection of PricewaterhouseCoopers LLP as our independent registered public accounting firm for the fiscal year ending December 31, 2024. If any other matter is properly presented at the Annual Meeting or any adjournment or postponement thereof, your proxy holder (one of the individuals named on your proxy card) will vote your shares using his best judgment.

Beneficial Owner: Shares Registered in the Name of Broker or Bank. If you are a beneficial owner and do not give instructions to your broker, bank or other agent on how to vote, the broker, bank or other agent will be able to vote your shares in its discretion on certain matters considered “routine.” If a proposal is not routine, the broker, bank or other agent may vote on the proposal only if the beneficial owner has provided voting instructions. A “broker non-vote” occurs when the broker or other entity is unable to vote on a proposal

because the proposal is not routine, and the beneficial owner does not provide any voting instructions. Please follow the voting instructions provided by the broker or other entity holding your shares to ensure your vote is counted. Your broker, bank or other agent does not have the discretion to vote your shares on Proposals 1 and 2 without your instructions. However, your broker does have the discretion to vote your shares on Proposal 3.

How many votes are needed to approve each proposal?

With respect to Proposal 1, you may vote FOR all nominees, WITHHOLD your vote as to all nominees, or FOR all nominees except those specific nominees from whom you WITHHOLD your vote. A properly executed proxy marked WITHHOLD with respect to the election of one or more directors will not be voted with respect to the director or directors indicated. Proxies may not be voted for more than nine directors and stockholders may not cumulate votes in the election of directors.

With respect to Proposals 2 and 3, you may vote FOR, AGAINST or ABSTAIN.

The following table summarizes the minimum vote needed to approve each proposal and the effect of abstentions and broker non-votes:

<u>Proposal</u>	<u>Vote Required</u>	<u>“Withhold” Vote</u>	<u>Abstentions</u>	<u>Broker Non-Votes</u>
Proposal 1 – Election of nine directors to hold office until the 2024 Annual Meeting	Plurality of votes cast. The nine nominees receiving the most “FOR” votes will be elected.	No effect	Not Applicable	No effect
Proposal 2 – Advisory vote on the 2023 compensation of our named executive officers	Majority of the voting power entitled to vote and present in person or represented by proxy.	Not applicable	Against	No effect
Proposal 3 – Ratification of selection of PricewaterhouseCoopers LLP as our independent registered public accounting firm for the fiscal year ending December 31, 2024	Majority of the voting power entitled to vote and present in person or represented by proxy.	Not applicable	Against	Not applicable

What is the quorum requirement?

A quorum of stockholders is necessary to hold a valid meeting. A quorum will be present for purposes of holding a valid meeting if stockholders holding at least a majority of the voting power are present at the Annual Meeting in person or represented by proxy. At the close of business on the Record Date, there were 118,378,189 shares of the Class A Common Stock and 151,648,741 shares of Class C Common Stock outstanding and entitled to vote. Each share of Class A Common Stock and Class C Common Stock outstanding entitles the holder to one vote on each matter to be voted on at the Annual Meeting.

Your shares will be counted towards the quorum only if you submit a valid proxy (or one is submitted on your behalf by your broker, bank or other nominee) or if you vote in person at the Annual Meeting. Abstentions and broker non-votes will be counted towards the quorum requirement. If there is no quorum, the holders of a majority of shares present in person or represented by proxy may adjourn the Annual Meeting to another date.

How can I find out the results of the voting at the Annual Meeting?

Preliminary voting results will be announced at the Annual Meeting. Final voting results will be published in a Current Report on Form 8-K that we expect to file within four business days following the Annual Meeting.

Who is paying for this proxy solicitation?

We will pay for the entire cost of soliciting proxies. In addition to these proxy materials, our directors and employees may also solicit proxies in person, by telephone, or by other means of communication. Directors

and employees will not be paid any additional compensation for soliciting proxies. We may also reimburse brokerage firms, banks and other agents for the cost of forwarding proxy materials to beneficial owners.

When are stockholder proposals due for next year’s annual meeting?

Stockholders who wish to present proposals for inclusion in the proxy materials prepared by the Company in connection with the 2025 annual meeting of stockholders (the “2025 Annual Meeting”) must submit their proposals in writing so that they are received at the Company’s principal executive offices no later than December 30, 2024. If the date of the 2025 Annual Meeting is advanced or delayed by more than 30 days from the anniversary of the 2024 Annual Meeting, we will announce a new deadline in our public filings with the United States Securities and Exchange Commission (the “SEC”). Any such proposal must comply with the requirements of Rule 14a-8 promulgated under the Securities Exchange Act of 1934, as amended (the “Exchange Act”), which lists the requirements for inclusion of stockholder proposals in company-sponsored proxy materials.

Timely notice of any proposal, including a director nomination, that you intend to present at the 2025 Annual Meeting of Stockholders must be delivered in writing to the Company’s Secretary not earlier than February 12, 2025 and not later than March 14, 2025; provided, however, that if the date of the 2025 Annual Meeting is more than 30 days earlier or more than 60 days later than anniversary of the 2024 Annual Meeting, timely notice of any proposal must be so delivered not earlier than 120 days prior to the date of the 2025 Annual Meeting and not later than the later of 90 days prior to the date of the 2025 Annual Meeting or the 10th day following the day on which public announcement of such meeting is first made. For more information, including the information required to be included in a stockholder proposal or a director nomination, please refer to Sections 2.7 and 3.3 of our Amended and Restated Bylaws (the “Bylaws”), filed as Exhibit 3.2 to our Current Report on Form 8-K, filed with the SEC on August 2, 2021.

In addition to satisfying the foregoing requirements under the Bylaws, to comply with the universal proxy card rules, stockholders who intend to solicit proxies in connection with an annual meeting for any year in support of director nominees other than our nominees must provide notice that sets forth the information required by Rule 14a-19 under the Exchange Act, which notice must be postmarked or transmitted electronically to us at our principal executive offices no later than 60 calendar days prior to the anniversary of the 2024 Annual Meeting, or April 13, 2025. If, however, the date of the 2025 Annual Meeting has changed by more than 30 calendar days from the anniversary of the 2024 Annual Meeting, then notice must be provided by the later of 60 calendar days prior to the date of the 2025 Annual Meeting or the 10th calendar day following the day on which public announcement of the date of the 2025 Annual Meeting for such year is first made.

Proposals and notices of intention to present proposals at the 2025 Annual Meeting should be addressed to Stagwell Inc., Attention: Corporate Secretary, One World Trade Center, Floor 65, New York, NY 10007.

PROPOSAL 1
ELECTION OF DIRECTORS

Our Board currently consists of nine members, each of whose term of office expires at the Annual Meeting. The nine persons named below will be presented for election to the Board at the Annual Meeting and, unless otherwise instructed, the persons named in the accompanying proxy (provided the same is duly executed in their favor) intend to vote FOR the election of the nominees whose names are set forth below.

Charlene Barshefsky
Bradley J. Gross
Wade Oosterman
Mark J. Penn
Desirée Rogers

Eli Samaha
Irwin D. Simon
Rodney Slater
Brandt Vaughan

Each of the nominees is currently a director of the Company. The Board believes that each of the nominees for election as director possesses the personal and professional qualifications necessary to serve as a member of the Board, including the particular experience, talent, expertise and background set forth in “Information Concerning Management’s Nominees for Election as Directors” below. With the exception of Mr. Penn, the Board has determined that all of the nominees are independent under applicable Nasdaq rules.

Each director elected will hold office until the next annual meeting of stockholders or until his or her successor is duly elected or appointed, unless his or her office is earlier vacated in accordance with our Bylaws.

Directors are elected by a plurality of the votes of the holders of shares present in person or represented by proxy and entitled to vote on the election of directors. The nine nominees receiving the highest number of “FOR” votes will be elected. Shares represented by executed proxies will be voted, if authority to do so is not withheld, for the election of the nine nominees named above. If any nominee becomes unavailable for election as a result of an unexpected occurrence, your shares may be voted for the election of a substitute nominee proposed by us. Each person nominated for election has agreed to serve if elected. Our management has no reason to believe that any nominee will be unable to serve.

**THE BOARD OF DIRECTORS UNANIMOUSLY RECOMMENDS A VOTE “FOR”
THE ELECTION OF EACH OF THE NOMINEES.**

QUALIFICATIONS OF THE MEMBERS OF THE BOARD

The Nominating and Corporate Governance Committee identifies, selects and recommends to the Board individuals qualified to serve both on the Board and committees, including persons suggested by stockholders and others.

As provided in its charter, the Nominating and Corporate Governance Committee reviews each person's qualifications on the whole, including a candidate's particular experience, skills, expertise, diversity, personal and professional integrity, character, business judgment, time availability in light of other commitments, dedication, conflicts of interest and such other relevant factors that the Nominating and Corporate Governance Committee considers appropriate in the context of the needs of the Board. Following that review, the Nominating and Corporate Governance Committee then selects nominees and recommends them to the Board for election by the stockholders or appointment by the Board, as the case may be. The Nominating and Corporate Governance Committee also reviews the suitability of each Board member for continued service as a director when that member's term expires or that member experiences a significant change in status (for example, a change in employment). The Nominating and Corporate Governance Committee has not implemented any particular additional policies or procedures with respect to suggestions received from stockholders with respect to Board or committee nominees.

Qualifications for Service on the Board

Talent Management	Our ability to attract and retain the most talented professionals is fundamental to the success of an advertising and marketing holding company business such as ours, and the Board's oversight function is particularly critical with respect to succession planning for our senior leadership team and ensuring that we continue to prioritize the diversity of perspectives on the Board.
Character	Our Board's ability to honestly and ethically assess and maximize long-term shareholder value is essential for the Company's well-being. Integrity and sound judgment are fundamental aspects of our Company's values. We also highly value collaboration, and expect directors to have strong diplomatic and interpersonal skills.
Industry Experience	Directors with experience relevant to our industry are well-suited to help guide the Company in key areas of our business such as marketing and advertising and public relations, and to assess growth opportunities. Relevant industry experience extends to knowledge of the products and services that the Company's partner firms provide, as this aids customer relationship management.
CEO Experience	We believe that experience serving as a CEO enables directors to contribute deep insight into business strategy and operations, positioning the Board to serve as a valuable thought leader and challenge key assumptions while overseeing management.
Legal / Regulatory	Our Board must be able to effectively evaluate the Company's legal risks and obligations, as well as the complex, multinational regulatory environments in which our businesses operate, to help protect the Company's reputational integrity and promote long-term success.
Technology	Technological experience enables our directors to provide important insight regarding social and digital media, data privacy, cybersecurity, and other matters related to our information security and technology systems. We value directors with an ability to focus on digital innovation, as we navigate a time of rapid technological advancement industry-wide.
Public Company Board Experience	Through their experience serving on the boards of other large publicly traded companies, directors bring a valuable understanding of board functions and effective independent oversight.

Information Concerning Management’s Nominees for Election as Directors

The following is a brief biography of each nominee for election as a director, and a summary of the qualifications and any arrangements pursuant to which each nominee was selected:

Mark J. Penn

Age 70

Director since:

March 18, 2019

Mr. Penn is the Chairman and Chief Executive Officer of the Company. Mr. Penn previously served as the Chairman and Chief Executive Officer of MDC since March 18, 2019. He has also been the President and Managing Partner of The Stagwell Group, a private equity fund that invests in digital marketing services companies, since its formation in June 2015. Prior to The Stagwell Group, Mr. Penn served in various senior executive positions at Microsoft. As Executive Vice President and Chief Strategy Officer of Microsoft, he was responsible for working on core strategic issues across the company, blending data analytics with creativity. Mr. Penn also has extensive experience growing and managing agencies. As the co-founder and CEO of Penn Schoen Berland, a market research firm that he built and later sold to WPP Group, he demonstrated value-creation, serving clients with innovative techniques such as being the first to offer overnight polling and unique ad testing methods now used by politicians and major corporations. At WPP Group, he also became CEO of Burson Marsteller, and managed the two companies to substantial profit growth during that period. A globally recognized strategist, Mr. Penn has advised corporate and political leaders both in the United States and internationally. He served for six years as White House Pollster to President Bill Clinton and was a senior adviser in his 1996 re-election campaign, receiving recognition for his highly effective strategies. Mr. Penn later served as chief strategist to Hillary Clinton in her Senate campaigns and her 2008 Presidential campaign. Internationally, Mr. Penn helped elect more than 25 leaders in Asia, Latin America and Europe, including Tony Blair and Menachem Begin.

Qualifications

Mr. Penn has extensive leadership experience as a CEO and an agency operator, and his background as an agency founder, executive strategist and marketer, and global thought leader were critical qualifications that led to his appointment as CEO and a member of the Board.

Mr. Penn was originally designated as a nominee for election as a director of the Company by Stagwell Agency Holdings LLC pursuant to its rights as purchaser of the Class A Subordinate Voting Shares and Series 6 Convertible Preference Shares of MDC and subsequently renominated by the Board.

Charlene Barshefsky

Age 73

Director since:

April 8, 2019

Committees:

Audit Committee

Ambassador Barshefsky is a member of our Board. She previously served as a member of MDC’s Board of Directors since April 8, 2019. Ambassador Barshefsky is Chair of Parkside Global Advisors, a position she has held since April 2021. Prior to this, she was a Senior International Partner at WilmerHale, a multinational law firm based in Washington, D.C., from 2001 through March 2021. At WilmerHale, Ambassador Barshefsky advised multinational corporations on their market access, regulatory, investment and acquisition strategies in major markets across the globe. Prior to joining WilmerHale, Ambassador Barshefsky was the United States Trade Representative (“USTR”) and a member of President Clinton’s Cabinet from 1997 to 2001 and Acting and Deputy USTR from 1993 to 1996. As the USTR, she served as chief trade negotiator and principal trade policymaker for the United States and, in both roles, negotiated complex market access, regulatory and investment agreements with virtually every major country in the world. She serves on the board of directors of the Estee Lauder Companies and is a member of the board of trustees of the Howard Hughes Medical Institute. She is also a member of the Council on Foreign Relations. Ambassador Barshefsky served on the boards of directors of the American Express Company from 2001 to 2023, Intel Corporation from 2004 to 2018 and Starwood Hotels & Resorts from 2004 to 2016.

Qualifications

Ambassador Barshefsky's distinguished record as a policymaker and negotiator, ability to assess regulatory risks, as well as exceptional Board director experience for some of the world's most respected consumer companies across a range of sectors focused on digital innovation, are key qualifications for the Board.

Ambassador Barshefsky was originally designated as a nominee for election as a director of the Company by Stagwell Media pursuant to its rights under the Transaction Agreement and subsequently renominated by the Board.

Bradley J. Gross

Age 51

**Director Since:
March 7, 2017**

**Committees:
Human Resources
and Compensation
Committee**

Mr. Gross is a member of our Board. Mr. Gross previously served as a member of MDC's Board of Directors since March 7, 2017. Mr. Gross is global co-head of Private Equity within Goldman Sachs Asset Management. He serves as a member of the Asset Management Corporate Investment Committee, the Asset Management Corporate Growth Investment Committee and the Firmwide Retirement Committee. Previously, he was responsible for the Merchant Banking Division's Technology, Media and Telecommunications investing activities and led the division's portfolio wide valuation creation efforts. He first joined Goldman Sachs in 1995 as an analyst in the Real Estate Principal Investment Area. He rejoined the firm after business school in 2000 as an associate in the Principal Investment Area. He was named managing director in 2007 and partner in 2012. Mr. Gross serves on the boards of Slickdeals, LLC, MyEyeDr., and Aptos, Inc. Previously, Mr. Gross served on the boards of Americold Realty Trust, Trader Interactive Holdings, and Griffon Corp.

Qualifications

Mr. Gross brings to the board an exceptional risk management track record, extensive board experience, and technological experience, all of which qualify him for the Board.

Mr. Gross was initially designated as a nominee for election as a director of the Company by Goldman Sachs pursuant to its rights as the purchaser of the Series 4 Convertible Preference Shares of MDC and subsequently renominated by the Board.

Wade Oosterman

Age 63

**Director Since:
January 23, 2020**

**Committees:
Chair of Audit
Committee**

Mr. Oosterman is a member of our Board. Mr. Oosterman previously served as a member of MDC's Board of Directors since January 23, 2020. Mr. Oosterman is President and Chief Executive Officer of Peyden Inc., a private investment company with holdings in technology, real estate, and media. He has held this position since January 2024. Prior to that time, Mr. Oosterman was Vice Chairman of Bell Canada, Canada's largest telecommunications service provider, from 2018 through January 2024. Mr. Oosterman was also President of Bell Media, Canada's largest media company, from January 2021 until January 2024. Mr. Oosterman previously served as President of Bell Mobility from 2006 to 2018, as President of Bell Residential Services from 2010 to 2018 and as Chief Brand Officer of Bell Canada, and BCE, from 2006 to 2020. Prior to joining Bell Canada, Mr. Oosterman served as Chief Marketing and Brand Officer for TELUS Corp., and Executive Vice President, Sales and Marketing for TELUS Mobility. In 1987, Mr. Oosterman co-founded Clearnet Communications Inc. and served on its board of directors until the successful sale of Clearnet to TELUS Corp. Mr. Oosterman serves on the boards of directors of Telephone Data Systems Inc., a U.S. telecom provider, and EnStream, a joint venture of the three largest Canadian telecom providers engaged in the business of mobile payments and identity verification. He has also served on the boards of directors of Ingram Micro and Virgin Mobile Canada.

Qualifications

Mr. Oosterman brings to the board financial acumen, risk assessment and mitigation, and exceptional operations experience. His leadership includes extensive experience in both sell-side and buy-side transactions.

Desirée Rogers

Age 64

**Director since:
April 26, 2018**

**Committees:
Chair of Human
Resources and
Compensation
Committee;
Nominating and
Corporate
Governance
Committee**

Ms. Rogers is a member of our Board. Ms. Rogers previously served as a member of MDC's Board of Directors since April 26, 2018. Ms. Rogers is the Chief Executive Officer and Co-Owner of Black Opal, LLC. This company is associated with two brands — Black Opal and Fashion Fair Cosmetics — that specialize in makeup and skincare for deeper complexions. She has held this position since June 2019. She served as Chairman of Choose Chicago, the tourism agency for the city of Chicago with over \$1 billion in revenue, from 2013 until 2019. At Choose Chicago, Ms. Rogers' digital marketing leadership resulted in record results of over 57 million visitors in 2018. Ms. Rogers was Chief Executive Officer of Johnson Publishing Company, a publishing and cosmetics firm, from 2010 to 2017. During the period of 2009 to 2010, Ms. Rogers was The White House's Special Assistant to the President and Social Secretary under the Obama Administration. Ms. Rogers serves on the board of directors of Inspired Entertainment, Inc. Ms. Rogers also is a member of the boards of directors of The American Cancer Society, and The Northwestern Memorial Foundation. She is formerly a member of the board of directors of Pinnacle Entertainment, Inc.

Qualifications

Ms. Rogers is a results-oriented business leader, with key digital marketing experience, and brings to the board strong operational, collaborative and diplomatic skills that qualify her for the Board.

Eli Samaha

Age 38

**Director Since:
August 3, 2021**

**Committees:
Audit Committee**

Mr. Samaha is a member of our Board. Mr. Samaha has been the Founder and Managing Partner of Madison Avenue Partners, LP, a value-focused investment manager whose partners include leading university endowments, hospital systems, and philanthropic foundations, since January 2018. Prior to founding Madison, Mr. Samaha was a Partner at Newtyn Management from January 2012 to December 2017 and held roles at KBS Capital Partners and GSC Group.

Qualifications

Mr. Samaha's experience and knowledge in finance, equity and debt investments, and risk management qualify him for the Board.

Mr. Samaha was originally designated as a nominee for election as a director of the Company by Stagwell Media pursuant to its rights under the Transaction Agreement and subsequently renominated by the Board.

Irwin D. Simon

Age 65

**Director since:
April 25, 2013**

**Committees:
Nominating and
Corporate
Governance
Committee;
Human Resources
and Compensation
Committee**

Mr. Simon is a member of our Board and serves as Lead Independent Director. Mr. Simon previously served as a member of MDC's Board of Directors since April 25, 2013. Mr. Simon is Chairman and Chief Executive Officer at Tilray Brands, Inc., a leading global cannabis-lifestyle and consumer packaged goods company traded on Nasdaq. He has held this position since May 2021. In 2019, Mr. Simon joined and transformed Aphria Inc. into a profitable global cannabis company with leading market share brands. At Aphria, Mr. Simon structured a reverse merger and acquisition of Tilray. In 1993, Mr. Simon founded The Hain Celestial Group, Inc., traded on Nasdaq, a leading, global organic and natural products company and served as its Chairman and Chief Executive Officer through 2018. Mr. Simon is also the Executive Chairman of Whole Earth Brands, Inc., a global food company traded on Nasdaq. Mr. Simon previously served on the boards of directors of Barnes & Noble, Inc. and Jarden Corp. In addition, he serves on the board of directors of Tulane University and is a member of the board of trustees at Poly Prep Country Day School.

Qualifications

Mr. Simon qualifies for the Board because of his unique perspectives on aspects of advertising and marketing services, as well as extensive operational and entrepreneurial experience. In addition, Mr. Simon possesses a great depth of knowledge and experience regarding the consumer-packaged goods industry and related marketing services that are provided by the Company's partner firms.

Rodney Slater
Age 69
Director Since:
August 2, 2021
Committees:
Chair of
Nominating and
Corporate
Governance
Committee

Secretary Slater is a member of our Board. Secretary Slater has served as a partner in the law firm Squire Patton Boggs LLP since 2001, practicing in the areas of transportation, infrastructure and public policy. Previously, he served as the U.S. Secretary of Transportation from 1997 to 2001 and as the Administrator of the Federal Highway Administration from 1993 to 1997. Secretary Slater has served as a director of Verizon Communications since 2010 and a director EVgo Inc. since 2021. He also served as a director of Kansas City Southern from 2001 to 2019 and Transurban Group from 2009 to 2018.

Qualifications

Secretary Slater’s significant leadership and strategic planning experience in the public and private sectors and perspectives on strategic partnerships, risk management, compliance, and legal issues are key qualifications for the Board.

Secretary Slater was originally designated as a nominee for election as a director of the Company by Stagwell Media pursuant to its rights under the Transaction Agreement and subsequently renominated by the Board.

Brandt Vaughan
Age 57
Director Since:
August 2, 2021

Mr. Vaughan is a member of our Board. Mr. Vaughan is Chief Operating Officer and Chief Investment Officer of Ballmer Group, where he manages its operating, public and private equity investing and philanthropic investing across a range of assets, including the Los Angeles Clippers and LA Forum. Prior to joining Ballmer Group in 2014, Mr. Vaughan led enterprise-wide strategic planning and analysis for Microsoft. In addition, he served as Chief Financial Officer for Microsoft’s centralized marketing and business development functions and had a range of financial management roles over a more than decade-long career at Microsoft. Mr. Vaughan is on the boards of directors for One Community and the L.A. Clippers Foundation.

Qualifications

Mr. Vaughan’s deep experience and knowledge of strategy, finance, and operations are key qualifications for the Board.

Mr. Vaughan was originally designated as a nominee for election as a director of the Company by Stagwell Media pursuant to its rights under the Transaction Agreement and subsequently renominated by the Board.

Board Diversity Matrix

The following table of self-identified characteristics is presented in accordance with the requirements of, and in the format prescribed by, Nasdaq Rule 5606. Each of the categories listed in the table below has the meaning set forth in Nasdaq Rule 5605(f).

Board Diversity Matrix (as of April 29, 2024)

Total Number of Directors	9	
	<u>Female</u>	<u>Male</u>
Part I: Gender Identity		
Directors	2	7
Part II: Demographic Background		
African American or Black	1	1
White	1	5
Two or more races or ethnicities		1

COMPENSATION OF DIRECTORS

Summary of Non-Employee Director Compensation

The Human Resources and Compensation Committee is responsible for evaluating and recommending compensation programs for the Company’s non-employee directors to the Board for approval. In 2021, our Board adopted the Stagwell Inc. Non-Employee Director Compensation Policy, which became effective upon completion of the Business Combination on August 2, 2021.

Cash Compensation. Under our Non-Employee Director Compensation Policy, each non-employee director receives a cash retainer in the amount of \$70,000 per year (the “Board Retainer”). A non-employee director who serves as the Lead Independent Director receives an additional annual cash retainer in the amount of \$75,000 per year (the “Lead Independent Director Retainer”). A non-employee director who serves as a member of the Audit Committee, the Human Resources and Compensation Committee or the Nominating and Corporate Governance Committee of the Board also receives an annual cash retainer in the amounts as follows: (i) a member of the Audit Committee receives a cash retainer of \$10,000 per year, (ii) a member of the Human Resources and Compensation Committee receives a cash retainer of \$5,000 per year, and (iii) a member of the Nominating and Corporate Governance Committee receives a cash retainer of \$5,000 per year (each, a “Committee Member Retainer”). A non-employee director who serves as the chair of the Audit Committee, Human Resources and Compensation Committee or Nominating and Corporate Governance Committee of the Board receives an additional cash retainer in the amounts as follows: (i) the chair of the Audit Committee receives a cash retainer of \$20,000 per year, (ii) the chair of the Human Resources and Compensation Committee receives a cash retainer of \$15,000 per year, and (iii) the chair of the Nominating and Corporate Governance Committee receives a cash retainer of \$15,000 per year (each, a “Committee Chair Retainer”).

Reimbursement of Reasonable Expenses. Non-employee directors are also reimbursed for reasonable travel and other expenses incurred in connection with attending meetings of the Board and its committees. Meeting attendance fees are not payable under the Non-Employee Director Compensation Policy.

Equity Compensation. Under the Non-Employee Director Compensation Policy, each non-employee director receives an annual grant of restricted stock equal to \$150,000 divided by the fair market value of our Class A Common Stock on the date of grant. Each award of restricted stock made in connection with an annual grant vests in full on the first anniversary of the date of grant, subject to the director’s continuous service as of the vesting date.

Mr. Penn is not entitled to receive any separate or additional compensation in connection with his services on the Board. Mr. Gross also did not receive any compensation for his services on the Board, in accordance with the terms of the purchase agreement with Goldman Sachs.

The following table sets forth the compensation paid to our non-management directors for fiscal year 2023:

DIRECTOR COMPENSATION FOR FISCAL YEAR 2023

Name	Fees Earned or Paid in Cash (\$)	Stock Awards (\$)	Total (\$)
Charlene Barshefsky	80,000	139,588 ⁽¹⁾	219,588
Bradley Gross ⁽²⁾	—	—	—
Wade Oosterman	100,000	139,588 ⁽¹⁾	239,588
Desirée Rogers	95,000	139,588 ⁽¹⁾	234,588
Eli Samaha	80,000	139,588 ⁽¹⁾	219,588
Irwin D. Simon	155,000	139,588 ⁽¹⁾	294,588
Rodney Slater	90,000	139,588 ⁽¹⁾	229,588
Brandt Vaughan	70,000	139,588 ⁽¹⁾	209,588

-
- (1) On June 14, 2023, Ms. Barshefsky, Mr. Oosterman, Ms. Rogers, Mr. Samaha, Mr. Simon, Mr. Slater and Mr. Vaughan each received a grant of 18,940 restricted stock units. As of December 31, 2023, these were the only unvested equity awards held by our non-management directors. The amounts in this table represent the aggregate grant date fair value of such grants as computed in accordance with FASB Topic 718, excluding the effect of estimated forfeitures during the applicable period. For a discussion of the assumptions relating to these valuations, see “Management’s Discussion and Analysis of Financial Condition and Results of Operations — Critical Accounting Estimates — Stock-Based Compensation” in our Annual Report on Form 10-K for the year ended December 31, 2023.
 - (2) Mr. Gross is not entitled to any compensation for his service on the Board in accordance with the terms of the purchase agreement with Goldman Sachs.

INFORMATION ABOUT THE BOARD AND CORPORATE GOVERNANCE

The Board has established guidelines for determining director independence, and all current directors, with the exception of Mr. Penn, have been determined by the Board to be independent under applicable Nasdaq rules.

The Company has also adopted a written Code of Conduct in order to help directors, officers and employees resolve ethical issues in an increasingly complex business environment. The Code of Conduct applies to all directors, officers and employees, including the Chief Executive Officer, the Chief Financial Officer, the Chief Accounting Officer, the General Counsel and any other employee with any responsibility for the preparation and filing of documents with the SEC. The Code of Conduct covers topics including, but not limited to, conflicts of interest, confidentiality of information and compliance with laws. The Code of Conduct also satisfies the requirements for a code of ethics, as defined by Item 406 of Regulation S-K promulgated by the SEC. The Company intends to satisfy the disclosure requirements under Item 5.05 of Form 8-K regarding amendments to, or waivers from, certain provisions of the Code of Conduct that apply to its principal executive officer, principal financial officer and principal accounting officer by posting such information on its website, at the address and location specified below.

In addition, the Board has adopted a set of Corporate Governance Guidelines as a framework within which the Board and its committees conduct business. The Company's Corporate Governance Guidelines contain a majority voting policy, which requires a director nominee who receives, in an uncontested election, a number of votes "withheld" that is greater than the number of votes cast "for" his or her election to promptly offer to resign from the Board. The Board will accept the resignation absent exceptional circumstances. Unless the Board decides to reject the offer, the resignation will become effective 60 days after the date of the election. In making a determination whether to reject the offer or postpone the effective date, the Board will consider all factors it considers relevant to the best interests of the Company. A director who tenders a resignation pursuant to the Corporate Governance Guidelines will not participate in any meeting of the Board at which the resignation is considered. The Company will promptly issue a news release with the Board's decision.

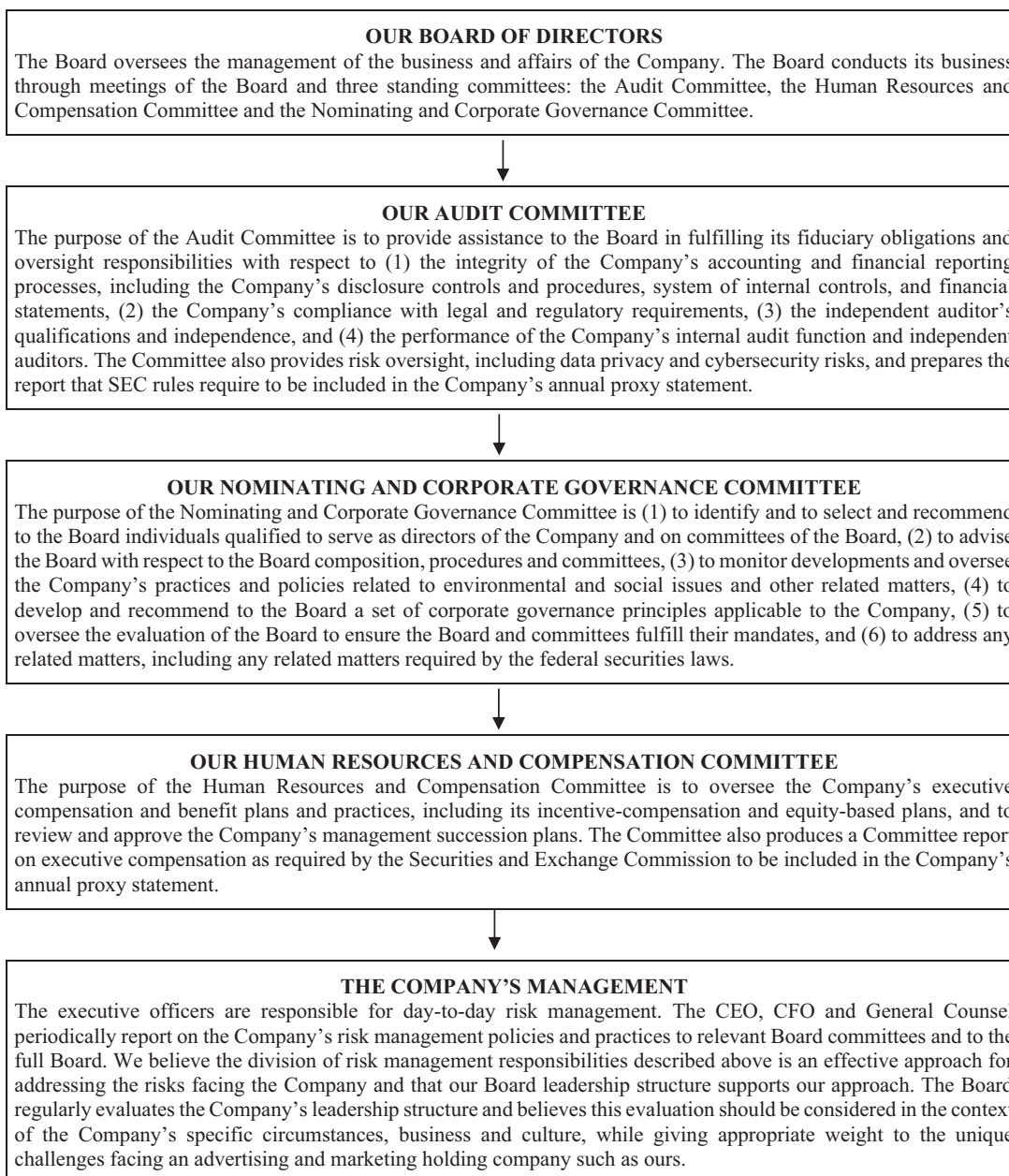
Copies of the charters of the Audit Committee, the Human Resources and Compensation Committee and the Nominating and Corporate Governance Committee, as well the Code of Conduct and Corporate Governance Guidelines, are available free of charge at the Company's website located at <https://www.stagwellglobal.com/investors/corporate-governance/>. Copies are also available to any shareholder upon written request to One World Trade Center, Floor 65, New York, NY 10007, Attn: Investor Relations.

Meetings

The Board met or acted by written consent 9 times in 2023. The various Board committees met or acted by written consent the number of times shown in parentheses: Audit Committee (6); Human Resources and Compensation Committee (7); and Nominating and Corporate Governance Committee (4). Each incumbent director that served as a director during 2023 attended 75% or more of the aggregate of the meetings of the Board and each committee on which they served during such period. The Company has a formal policy regarding attendance by directors at its annual meeting of stockholders which states that all directors are expected to attend, provided that a director who is unable to attend such a meeting is expected to notify the Chairman of the Board in advance of any such meeting. Each member of the Board serving as a director at the time of the 2023 annual meeting of stockholders attended the meeting.

Membership on Standing Board Committees

Director	Audit Committee	Human Resources and Compensation Committee	Nominating and Corporate Governance Committee
Charlene Barshefsky	✓		
Bradley J. Gross		✓	
Wade Oosterman	Chair		
Mark J. Penn			
Desirée Rogers		Chair	✓
Eli Samaha	✓		
Irwin D. Simon		✓	✓
Rodney Slater			Chair
Brandt Vaughan			



Audit Committee

The Audit Committee is currently composed of three members, all of whom are considered to be “independent” according to the applicable rules of Nasdaq and the Securities and Exchange Commission. The Audit Committee reviews all financial statements, annual and interim, intended for circulation to stockholders and reports upon these to the Board. In addition, the Board may refer to the Audit Committee matters and questions relating to the financial position of the Company and its affiliates. The Audit Committee is also responsible for, among other things, selecting and approving the terms of engagement and compensation of our independent auditor for each fiscal year, reviewing the performance of the independent auditor, overseeing and reviewing with management and the independent auditor the adequacy and effectiveness of the Company’s accounting and internal control policies and procedures; risk oversight matters; reviewing with management its compliance with prescribed policies, procedures and internal controls; and reviewing with management and the independent auditor their reports on internal controls, as presented in Item 9A (Controls and Procedures) of the Company’s Annual Report on Form 10-K for the year ended December 31, 2023. While the Audit Committee has the duties and responsibilities set forth above, the Audit Committee is not responsible for planning or conducting the audit or for determining whether the Company’s financial statements are complete and accurate and are in accordance with generally accepted accounting principles. Management has the responsibility for preparing the financial statements and implementing internal controls and evaluating their effectiveness, and the independent auditor has the responsibility for auditing the financial statements and effectiveness of internal controls over financial reporting.

The current members of the Audit Committee are: Wade Oosterman (Chair), Charlene Barshefsky and Eli Samaha. Each of the members of the Audit Committee is “financially literate” as required by applicable SEC rules. The Board has determined that Mr. Oosterman qualifies as an “audit committee financial expert” under the Sarbanes-Oxley Act of 2002 and applicable Nasdaq and SEC regulations. Mr. Oosterman has experience actively supervising a principal financial officer, principal accounting officer, controller, public accountant, auditor or person performing similar functions.

Nominating and Corporate Governance Committee

The Nominating and Corporate Governance Committee is currently composed of three members, all of whom are considered to be “independent” according to the applicable rules of Nasdaq. The Nominating and Corporate Governance Committee is responsible for, among other things, reviewing and making recommendations to the full Board with respect to developments in the area of corporate governance and the practices of the Board. The Nominating and Corporate Governance Committee is also responsible for evaluating the performance of the Board as a whole and for reporting to the Board with respect to appropriate candidates for nominations to the Board. Pursuant to its charter, the Nominating and Corporate Governance Committee may conduct or authorize investigations or studies into matters within its scope of responsibilities and may retain, at the Company’s expense, such independent counsel or other consultants or advisers as it may deem necessary from time to time. The Nominating and Corporate Governance Committee has the sole authority to retain or terminate any search firm to be used to identify director candidates, including the sole authority to approve its fees and terms, with the Company bearing the cost of such fees. The Nominating and Corporate Governance Committee will formally meet and deliberate on the qualifications of specific candidates prior to recommending their appointment to the full Board. The Nominating and Corporate Governance Committee utilizes the same criteria for evaluating candidates regardless of the source of the referral.

Human Resources and Compensation Committee

The current members of the Nominating and Corporate Governance Committee are: Rodney Slater (Chair), Desirée Rogers and Irwin Simon.

The Human Resources and Compensation Committee is currently composed of three members. All of the members of the Human Resources and Compensation Committee are considered to be “independent” according to the applicable rules of Nasdaq, and non-employee directors within the meaning of Rule 16b-3 under the Exchange Act. The Human Resources and Compensation Committee makes recommendations to the Board on, among other things, the compensation of senior executives. The Human Resources and Compensation Committee discusses personnel and human resources matters including recruitment and development, management succession and benefits plans and grants awards under the 2016 Stock Incentive Plan. Salary, bonus or other payments for senior management are reviewed and approved by the Human Resources and Compensation Committee. The Human Resources and Compensation Committee may delegate any of its responsibilities to a subcommittee composed of one or more of its members, or to other members of the Board qualified to perform such responsibilities in accordance with the applicable rules of Nasdaq and any other applicable law, as appropriate.

The current members of the Human Resources and Compensation Committee are: Desirée Rogers (Chair), Bradley J. Gross and Irwin Simon.

For further information about the Human Resources and Compensation Committee’s processes and procedures relating to the consideration of executive compensation, see “Executive Compensation — Compensation Discussion and Analysis.”

Board Leadership, Executive Sessions, Risk Oversight and Communications with the Board

Currently, Mr. Penn is the Chairman of the Board. The Board does not require the separation of the offices of Chairman of the Board and Chief Executive Officer. All of the Company’s directors, whether members of management or not, have a fiduciary duty to exercise their business judgment in the best interests of the Company. The Board believes separating the roles of Chairman of the Board and Chief Executive Officer would not diminish or augment these fiduciary duties. The Board deliberates and decides, each time it selects a Chairman of the Board, whether the roles should be combined or separate, based upon the then current needs of the Company and the Board. The Board believes that the Company is currently best served by having Mr. Penn hold the positions of both Chairman and Chief Executive Officer, and by having a separate independent director (currently Mr. Simon) serve as “Lead Independent Director.” In the Board’s view, the current leadership structure facilitates strong communication and coordination between management and the Board and enables the Board to adeptly fulfill its risk oversight responsibilities.

Non-employee directors may meet in executive sessions without management in conjunction with each regularly scheduled Board meeting. The Company’s Lead Independent Director has the primary responsibility to preside over these sessions of the Board. The current Lead Independent Director is Irwin Simon. Stockholders or other interested parties who wish to communicate with the Lead Independent Director or any other member of the Board may do so by mail or courier to Stagwell Inc., c/o Corporate Secretary, One World Trade Center, Floor 65, New York, NY 10007. Mail sent to this address will be forwarded, unopened, by the Corporate Secretary to the Lead Independent Director. To facilitate a response, in appropriate circumstances, stockholders are asked to provide the following information: (i) their name; (ii) an address, telephone number, and e-mail address at which they can be reached; and (iii) the number of shares or aggregate principal amount of debt that they hold, and the date those securities were acquired.

The Board has extensive involvement in the oversight of risk management related to us and our business. The Board accomplishes this oversight both directly and through its committees, each of which assists the Board in overseeing a part of our overall risk management and regularly reports to the Board. The Audit Committee represents the Board by periodically reviewing our accounting, reporting and financial practices, including the integrity of our financial statements, the surveillance of administrative and financial controls and our compliance with legal and regulatory requirements. Through its regular meetings with management,

including the finance, legal and compliance and risk management functions, the Audit Committee reviews and discusses all significant areas of our business and summarizes for the Board all areas of risk and the appropriate mitigating factors. The Human Resources and Compensation Committee considers, and discusses with management, management's assessment of certain risks, including whether any risks arising from our compensation policies and practices for our employees are reasonably likely to have a material adverse effect on us. The Nominating and Corporate Governance Committee oversees and evaluates programs and risks associated with Board organization, membership and structure and corporate governance.

With respect to cybersecurity risk oversight, our Board considers cybersecurity risk as part of its risk oversight function and has delegated to the Audit Committee oversight of our cybersecurity risk management program. The Audit Committee receives quarterly reports from management on cybersecurity risks, risk assessment and risk management, and discusses those matters with management. In addition, management updates the Audit Committee on cybersecurity incidents. The Audit Committee also receives and discusses quarterly reports from management on the effectiveness of our information technology security controls.

Report of the Audit Committee of the Board

The Audit Committee has reviewed and discussed the audited financial statements for the fiscal year ended December 31, 2023 with management. The audit committee has also reviewed and discussed with PricewaterhouseCoopers LLP, the Company's independent registered public accounting firm for the fiscal year ended December 31, 2023, the matters required to be discussed by Auditing Standard No. 1301, *Communications with Audit Committees*, as adopted by the Public Company Accounting Oversight Board ("PCAOB"). The Audit Committee has also received the written disclosures and the letter from PricewaterhouseCoopers LLP required by applicable requirements of the PCAOB regarding the independent accountants' communications with the Audit Committee concerning independence and has discussed with PricewaterhouseCoopers LLP the accounting firm's independence. Based on the foregoing, the Audit Committee recommended to the Board of Directors that the audited financial statements be included in the Company's Annual Report on Form 10-K for the fiscal year ended December 31, 2023 and filed with the SEC.

Audit Committee of the Board

Wade Oosterman (Chair)

Charlene Barshefsky

Eli Samaha

The material in this report is not "soliciting material," is not deemed "filed" with the SEC and is not to be incorporated by reference in any filing of the Company under the Securities Act of 1933, as amended, or the Exchange Act, whether made before or after the date hereof and irrespective of any general incorporation language in any such filing.

PROPOSAL 2
ADVISORY VOTE TO APPROVE EXECUTIVE COMPENSATION

The guiding principles of the Company's compensation policies and decisions include aligning each executive's compensation with our business strategy and the interests of our stockholders and providing incentives needed to attract, motivate and retain key executives who are important to our long-term success. Consistent with this philosophy, a significant portion of the total incentive compensation for each of our executives is directly related to the Company's earnings and to other performance factors that measure our progress against the goals of our strategic and operating plans, as well as performance against our peers.

Stockholders are urged to read the Compensation Discussion and Analysis section of this Proxy Statement, as well as the Summary Compensation Table and other related compensation tables and disclosure, which discuss how our compensation design and practices reflect our compensation philosophy. The Human Resources and Compensation Committee and the Board believe that our compensation design and practices are effective in implementing our guiding principles.

In accordance with Section 14A of the Securities Exchange Act, and as a matter of good corporate governance, we are asking stockholders to approve the following non-binding resolution:

“RESOLVED, that the Company's stockholders approve, on an advisory basis, the 2023 compensation of the Company's named executive officers, as disclosed in the Company's proxy statement for the 2024 Annual Meeting of Stockholders pursuant to the disclosure rules of the Securities and Exchange Commission, including the Compensation Discussion and Analysis, Summary Compensation Table, and other compensation tables and disclosure.”

The approval of this non-binding proposal requires the affirmative vote of a majority of the voting power of our common stock present in person or represented by proxy and entitled to vote at the Annual Meeting.

Since this proposal is an advisory vote, the result will not be binding on our Board or Human Resources and Compensation Committee. However, the Board and the Human Resources and Compensation Committee value the opinions of our stockholders and will review and consider the voting results when making future decisions regarding our executive compensation program.

**THE BOARD OF DIRECTORS UNANIMOUSLY RECOMMENDS A VOTE “FOR” THE
ADVISORY RESOLUTION TO APPROVE EXECUTIVE COMPENSATION**

EXECUTIVE COMPENSATION

COMPENSATION DISCUSSION AND ANALYSIS

This Compensation Discussion and Analysis (or “CD&A”) section outlines our compensation philosophy and describes the material components of our executive compensation practices for our named executive officers or “NEOs” in 2023:

Mark Penn	Chairman & Chief Executive Officer
Jay Leveton	President
Frank Lanuto	Chief Financial Officer
Ryan Greene	Chief Operating Officer
Peter McElligott	General Counsel

EXECUTIVE SUMMARY

Business Combination

On August 2, 2021, we completed the Business Combination of MDC and the operating businesses and subsidiaries of Stagwell Media. At the same time, we added former Stagwell Media executives to our management team, including Jay Leveton, our President, and Ryan Greene, our Chief Operating Officer. As described more fully below, following the Business Combination, the Human Resources and Compensation Committee reviewed the compensation of our NEOs in light of the change in size and competitive position of the Company.

Aligning Pay with Performance

The Human Resources and Compensation Committee remains committed to its compensation strategy of appropriately linking compensation levels with shareholder value creation by:

- Aligning pay with financial performance as a meaningful component of total compensation;
- Providing total compensation capable of attracting, motivating and retaining executives of outstanding talent;
- Focusing our executives on achieving key objectives critical to implementing the Company’s business strategy and achieving financial performance goals; and
- Safeguarding the Company’s business interests, including protection from adverse activities by executives.

Stockholder Approval of our NEO Compensation

Our Board, our Human Resources and Compensation Committee, and our management value the opinions of our stockholders. At our 2023 Annual Meeting, the Company submitted its executive compensation program to an advisory vote of its stockholders (also known as the “say-on-pay” vote). This advisory vote received support from over 99% of the total votes cast at the annual meeting. Our Board and Human Resources and Compensation Committee reviewed the vote results and we did not make any changes to our executive compensation program as a result of the results.

OVERVIEW OF OUR 2023 COMPENSATION PROCESS

Primary Compensation Elements

The Company traditionally uses a mix of short- and long-term and fixed and variable elements in compensating the NEOs: base salary, annual cash bonus or stock incentives and long-term incentive awards. The Human Resources and Compensation Committee administers the long-term incentive program for our NEOs with the goal that all long-term equity awards granted to NEOs will either be subject to performance-based vesting requirements or will have value only to the extent that our stock price increases following the grant date, in addition to continued employment conditions. In limited situations, such as inducement grants, awards may include equity-based components that vest based solely on continued employment.

Pay Element	Description	Link to Business & Strategy
BASE SALARY	<ul style="list-style-type: none"> Fixed cash compensation recognizing individual performance, role and responsibilities, leadership skills, future potential and internal pay equity considerations Set upon hiring or promotion, reviewed as necessary based on the facts and circumstances and adjusted when appropriate 	<ul style="list-style-type: none"> Competitive base salaries help attract and retain key executive talent Any material adjustments are based on competitive market considerations, changes in responsibilities and individual performance
ANNUAL INCENTIVES	<ul style="list-style-type: none"> Performance-based cash or stock compensation dependent on performance against annually established financial targets and personal performance 	<ul style="list-style-type: none"> Our annual incentives motivate and reward achievement of annual corporate and personal objectives that build shareholder value
LONG-TERM INCENTIVES	<ul style="list-style-type: none"> Opportunity to earn equity long-term incentive awards, subject to continued employment, if the Company achieves financial performance goals (Adjusted EBITDA) over a three (3) year measurement period following the date of grant 	<ul style="list-style-type: none"> Like our annual incentives, our long-term incentives encourage senior leaders to focus on delivering on our key financial metrics, but do not encourage or allow for excessive or unnecessary risk-taking in achieving this aim The long-term incentives also ensure that executives have compensation that is at risk for longer periods of time and is subject to forfeiture in the event that they terminate their employment The long-term incentives also motivate executives to remain with the company for long and productive careers built on expertise
INDUCEMENT AWARDS / CASH SIGNING BONUSES	<ul style="list-style-type: none"> One-time awards granted to new executives in the form of stock appreciation rights (“SARs”), restricted stock and/or cash signing bonuses 	<ul style="list-style-type: none"> Attract talented, experienced executives to join and remain with the Company

Process for Determining the Compensation of Our Named Executive Officers

The Company's executive compensation program is administered and overseen by the Human Resources and Compensation Committee. During 2023, our Human Resources and Compensation Committee was composed of three independent, non-employee directors. The Human Resources and Compensation Committee oversees the Company's executive compensation plans and practices, including its incentive compensation and equity-based plans, and reviews and approves the Company's management succession plans. Specifically, the Human Resources and Compensation Committee determines the salaries or potential salary increases, as applicable, and the performance measures and awards under the annual incentive program for our CEO and other executive officers. The Human Resources and Compensation Committee also determines the amount and form of long-term incentive awards.

Role of Compensation Consultant

The Human Resources and Compensation Committee did not retain a compensation consultant for 2023. For 2022, the Human Resources and Compensation Committee retained Mercer, a compensation consulting firm, to provide objective analysis, advice and information to the Human Resources and Compensation Committee, including competitive market data and recommendations related to our CEO and other executive officer compensation, including recommendations regarding annual and long-term incentive awards. Additionally, Mercer provided feedback to the Human Resources and Compensation Committee related to the compensation terms for our employment agreement with the CEO. Mercer reported to the Human Resources and Compensation Committee Chair and had direct access to Human Resources and Compensation Committee members. In accordance with Nasdaq listing standards and SEC regulations, the Human Resources and Compensation Committee assessed the independence of Mercer and determined that it was independent from management and that Mercer's work did not raise any conflict of interest.

Benchmarking of Compensation

In determining compensation opportunities and payments to executives, the Human Resources and Compensation Committee may, from time to time, review competitive opportunities, payments, practices and performance among a comparator group of companies. For 2022, we engaged in formal benchmarking of NEO compensation. The Human Resources and Compensation Committee did not update this benchmarking for 2023. We intend that, if our NEOs achieve individual and financial corporate objectives in a given year, they will earn total direct compensation that compares favorably with the total direct compensation earned by executives performing similar functions at comparator companies.

The comparator group of peer marketing service companies used for 2022 was identified by Mercer and approved by the Human Resources and Compensation Committee. The group is comprised of the following publicly-traded companies in the advertising and media industry and ranging in size from approximately \$1.0 billion to \$5.8 billion in revenue (aligning with the post Business Combination size of the Company): Sinclair Broadcast Group; IAC/InterActiveCorp; Nexstar Media Group Inc.; TEGNA Inc.; Meredith Corporation; Gray Television, Inc.; Criteo S.A.; The E.W. Scripps Company; John Wiley & Sons; The New York Times Company; Clear Channel Outdoor Holdings, Inc.; Scholastic Corporation; and Audacy, Inc. We also considered published surveys and data regarding two of our competitors, Omnicom and The Interpublic Group of Companies, for reference purposes, but did not formally include them for benchmarking purposes given their size compared to the Company.

The Human Resources and Compensation Committee considers benchmarking, survey and competitor data, among other factors, in determining executive compensation.

Role of Named Executive Officers in Compensation Decisions

The Human Resources and Compensation Committee considers input from senior management in making determinations regarding the overall executive compensation program and the individual compensation of the NEOs and other executive officers. As part of the Company's annual planning process, the CEO, President and Chief Financial Officer develop targets for the Company's incentive compensation programs and present them to the Human Resources and Compensation Committee. These targets are reviewed by the Human Resources and Compensation Committee to ensure alignment with the Company's

strategic and annual operating plans, taking into account the targeted year-over-year improvement as well as identified opportunities and risks. Based on performance appraisals, including an assessment of the achievement of pre-established financial and individual “key performance indicators,” the CEO recommends to the Human Resources and Compensation Committee annual cash or equity and long-term incentive award levels for the Company’s other executive officers. Each year, the CEO presents to the Human Resources and Compensation Committee his evaluation of each executive officer’s contribution and performance over the past year, and strengths and development needs and actions for each of the executive officers. The Human Resources and Compensation Committee exercises its discretionary authority and makes the final decisions regarding the form of awards, targets, award opportunities and payout value of awards. No executive officer participates in discussions relating to his or her own compensation.

The following table identifies the roles and responsibilities of the Human Resources and Compensation Committee and management in the oversight of the Company’s executive compensation program:

<u>Human Resources and Compensation Committee</u>	<u>Management</u>
<ul style="list-style-type: none"> • Sets policies and gives direction to management on all aspects of the executive compensation program • Engages and oversees the independent compensation consultant, including determining its fees and scope of work • Based upon performance, peer group and general industry market data, evaluates, determines and approves compensation (salary, bonus and equity awards) for each executive officer • Determines the terms and conditions of equity incentive awards for all award recipients • Reviews succession planning to mitigate the risk of executive departure and to help ensure individual development and bench-strength through different tiers of Company leadership • Evaluates and considers regulatory and legal perspectives on compensation matters, rating agency opinions on executive pay, published investor compensation policies and position parameters, and recommendations of major proxy voting advisory firms • Coordinates with the other committees of the Board to identify, evaluate and address potential compensation risks, where they may exist 	<ul style="list-style-type: none"> • Analyzes competitive information supplied by the independent compensation consultant and others in light of the Company’s financial and operational circumstances • Considers how other factors may affect pay decision-making, such as the Company’s targeted earnings, internal pay equity, overall financial performance and the Company’s ability to absorb increases in compensation costs • Uses the data and analysis referenced above to formulate recommendations for the Committee’s review and consideration

Risk Assessment

The Human Resources and Compensation Committee reviews with management the design and operation of the Company’s compensation practices and policies, including performance goals and metrics used in connection with incentive awards, and determined that these policies do not provide the Company’s executive officers or other employees with incentives to engage in behavior that is reasonably likely to have a material adverse effect on the Company. As discussed below in greater detail, the principal measures of our business performance to which NEO compensation is tied are Adjusted EBITDA (as defined below) and individual key performance criteria.

Base Compensation

We provide our NEOs and other executives with base salaries that we believe enable us to hire and retain individuals in a competitive environment and to reward individual performance and contribution to our overall business goals. We review base salaries for our named executive officers annually. As described above in “Benchmarking of Compensation” we also take into account the base compensation that is payable by public companies of similar size or that we believe to be our competitors.

The annual base salaries as of December 31, 2023, for our named executive officers are set forth in the following table.

<u>Name</u>	<u>Base Salary</u>
Mark Penn, Chief Executive Officer	\$1,260,000
Jay Leveton, President	\$ 800,000
Frank Lanuto, Chief Financial Officer	\$ 625,000
Ryan Greene, Chief Operating Officer	\$ 575,000
Peter McElligott, General Counsel	\$ 400,000

Pursuant to the Amended Employment Agreement between Mr. Penn and the Company, Mr. Penn’s base salary increased to \$1,260,000 effective January 1, 2023. In February 2023, the Human Resources and Compensation Committee reviewed the base salaries of our NEOs and approved an increase in Mr. Leveton’s base salary from \$775,000 to \$800,000 effective April 1, 2023. The Human Resources and Compensation Committee determined not to adjust the base salaries of the other NEOs for 2023.

Annual Incentive Awards

The Company’s compensation program is designed to reward performance relative to corporate performance criteria and individual performance. In 2023, each NEO was eligible to earn an annual bonus in an amount equal to a percentage of his base salary plus a potential discretionary adjustment for exceptional performance. The Human Resources and Compensation Committee does not apply a formula or use a pre-determined weighting when comparing overall performance against the various individual objectives, and no single objective is material in determining individual awards. With respect to 2023 annual incentive awards, the Human Resources and Compensation Committee considered the Company’s 2023 Adjusted EBITDA and also considered the achievement of other strategic and operational goals. Based primarily on the Company’s 2023 Adjusted EBITDA level, the Human Resources and Compensation Committee determined not to pay annual cash incentives for 2023. However, the Human Resources and Compensation Committee determined that it was in the best interests of the Company to compensate the NEOs with additional equity incentives that vest after one year of additional service to the Company and, for Messrs. Lanuto, Greene and McElligott, cash retention bonuses conditioned on their continued employment through December 31, 2024. Accordingly, on March 8, 2024, the Human Resources and Compensation Committee awarded restricted stock units in the following amounts: Mr. Penn — 200,491; Mr. Leveton — 92,578; Mr. Lanuto — 21,472; Mr. Greene — 31,191; and Mr. McElligott — 15,912. These restricted stock units will vest on March 8, 2025, subject to the NEOs’ continued service through that date. The Human Resources and Compensation Committee also awarded cash retention bonuses in the following amounts: Mr. Lanuto — \$333,984; Mr. Greene — \$161,719; and Mr. McElligott — \$82,500. In addition, in 2023, the Human Resources and Compensation Committee awarded cash bonuses of \$500,000 to Mr. Penn and \$200,000 to Mr. McElligott in recognition of their contributions to the successful disposition of the Company’s ConcentricLife subsidiary.

With respect to 2022, instead of paying annual bonuses, the Human Resources and Compensation Committee determined that it was in the best interests of the Company to compensate the NEOs in the form of additional equity incentives and, on February 23, 2023, awarded shares of restricted stock in the following amounts: Mr. Penn — 177,951; Mr. Leveton — 90,843; Mr. Lanuto — 72,493; Mr. Greene — 65,816; and Mr. McElligott — 33,430. These shares of restricted stock vested on February 23, 2024. Similarly, with respect to 2021, the Human Resources and Compensation Committee determined that it was in the best interests of the Company to compensate the NEOs primarily in the form of additional equity incentives and, on February 28, 2022, awarded shares of restricted stock in the following amounts: Mr. Penn — 161,765; Mr. Leveton — 47,794; Mr. Lanuto — 21,875; and Mr. Greene — 6,596. These shares of restricted stock

vested on February 28, 2023. The Human Resources and Compensation Committee also awarded annual cash bonuses in the following amounts: Mr. Lanuto — \$446,250; and Mr. Greene — \$134,550. In 2021, the Human Resources and Compensation Committee also awarded a cash bonus to Mr. Lanuto of \$400,000, in acknowledgement of his efforts, working at the direction of the Special Committee of the Board, in completing the Business Combination.

CEO SAR Grant

In recognition of his services to the Company, on March 1, 2023, the Human Resources and Compensation Committee awarded Mr. Penn a grant of 225,000 SARs under the Company's 2016 Stock Incentive Plan, which will vest and become exercisable in equal installments (each consisting of 75,000 underlying shares) on each of the first three anniversaries of the grant date and which will expire on the fifth anniversary of the grant date.

LTIP Awards

2023 Stock LTIP. On February 23, 2023, the Human Resources and Compensation Committee awarded each NEO restricted stock grants under the Company's 2016 Stock Incentive Plan as follows: Mr. Penn — 640,988 shares; Mr. Leveton — 131,722 shares; Mr. Lanuto — 136,265 shares; Mr. Greene — 50,145 shares; and Mr. McElligott — 20,349 shares (the "2023 Stock LTIP Awards"). Vesting for these awards is conditioned upon the Company's level of achievement of Adjusted EBITDA, excluding the effect of acquisitions, over the performance period commencing on January 1, 2023 and ending on December 31, 2025 and the NEO's continued employment until March 1, 2026. The cumulative Adjusted EBITDA target for the 2023 Stock LTIP is \$1.425 billion.

2022 Stock LTIP. On August 15, 2022, the Human Resources and Compensation Committee awarded each NEO restricted stock grants under the Company's 2016 Stock Incentive Plan as follows: Mr. Penn — 593,031 shares; Mr. Leveton — 144,861 shares; Mr. Lanuto — 149,857 shares; Mr. Greene — 55,148 shares; and Mr. McElligott — 22,379 shares (the "2022 Stock LTIP Awards"). Vesting for these awards is conditioned upon the Company's level of achievement of Adjusted EBITDA, excluding the effect of acquisitions, over the performance period commencing on January 1, 2022 and ending on December 31, 2024 and the NEO's continued employment until March 31, 2025. The cumulative Adjusted EBITDA target for the 2022 Stock LTIP is \$1.425 billion.

2021 Stock LTIP. On October 15, 2021, the Human Resources and Compensation Committee awarded each NEO restricted stock grants under the Company's 2016 Stock Incentive Plan as follows: Mr. Penn — 412,000 shares; Mr. Leveton — 86,000 shares; Mr. Lanuto — 92,000 shares; Mr. Greene — 41,000 shares; and Mr. McElligott — 12,000 shares (the "2021 Stock LTIP Awards"). Vesting for these awards was conditioned upon the Company's level of achievement of Adjusted EBITDA, excluding the effect of acquisitions, over the performance period commencing on January 1, 2021 and ending on December 31, 2023 and the NEO's continued employment until March 31, 2024. The cumulative Adjusted EBITDA target for the 2021 Stock LTIP was \$1.1 billion. The Human Resources and Compensation Committee determined that the Company exceeded the Adjusted EBITDA target and 100% of the 2021 LTIP Awards vested on March 31, 2024.

2020 Stock LTIP Awards. On November 4, 2019, the Human Resources and Compensation Committee awarded each NEO restricted stock grants under the Company's 2011 and 2016 Stock Incentive Plans as follows: Mr. Penn — 577,500 shares; and Mr. Lanuto — 99,000 shares (the "2020 Stock LTIP Awards"). Vesting for these awards was conditioned upon the Company's level of achievement of EBITDA over the performance period commencing on January 1, 2020 and ending on December 31, 2020 and the NEO's continued employment. These awards were subsequently modified on October 28, 2020. Approximately 5% of the 2020 Stock LTIP Awards were forfeited in February 2021 based on the Company's level of achievement of EBITDA in 2020, with Mr. Penn and Mr. Lanuto retaining 549,051 and 94,123 restricted shares, respectively, eligible to vest subject to the service condition. The remaining shares held by Mr. Penn and Mr. Lanuto vested on January 3, 2023.

SUMMARY COMPENSATION TABLE

Name and Principal Position	Year	Salary (\$) ⁽¹⁾	Bonus (\$) ⁽²⁾	Stock Awards (\$) ⁽³⁾	Option Awards (\$) ⁽⁴⁾	All Other Compensation (\$) ⁽⁵⁾	Total (\$)
Mark Penn,	2023	1,260,000	500,000	5,873,953	501,000	284,149	8,419,102
Chief Executive Officer and Chairman	2022	1,060,000	—	5,388,179	—	296,559	6,744,738
	2021	833,333	2,310,000	3,572,040	3,455,000	1,862,648	12,033,021
Jay Leveton,	2023	781,250	—	1,583,209	—	26,507	2,390,966
President	2022	725,000	—	1,379,188	—	16,359	2,120,547
	2021	275,437	325,000	745,620	—	7,027	1,353,084
Frank Lanuto,	2023	625,000	—	1,488,935	—	20,843	2,134,778
Chief Financial Officer	2022	625,000	—	1,216,967	—	31,723	1,873,690
	2021	508,333	1,242,250	797,640	—	263,091	2,811,314
Ryan Greene,	2023	575,000	—	819,155	—	52	1,394,207
Chief Operating Officer	2022	575,000	—	436,783	—	7,091	1,018,874
Peter McElligott,	2023	400,000	200,000	378,994	—	26,507	1,005,501
General Counsel							

(1) The amounts in this column reflect actual base salaries paid to each NEO, taking into account any base salary increases described above under “Compensation Discussion and Analysis — Base Compensation.”

(2) For 2023 and 2022, the Human Resources and Compensation Committee determined not to award annual discretionary cash bonuses to our NEOs and instead awarded restricted stock units and restricted stock during the following calendar year. Similarly, for 2021, the Human Resources and Compensation Committee determined not to award annual discretionary cash bonuses to Mr. Penn and Mr. Leveton, and to award a partial annual discretionary cash bonus to Mr. Lanuto, and instead awarded restricted stock. See “Compensation Discussion and Analysis — Annual Incentive Awards.”

For Mr. Penn and Mr. McElligott, the amounts shown in the column for 2023 reflect cash bonuses of \$500,000 and \$200,000, respectively, in recognition of their contributions to the successful disposition of the Company’s ConcentricLife subsidiary.

For Mr. Penn, the amount shown in the column for 2021 reflects a \$2,310,000 discretionary long-term incentive cash bonus award that was accelerated in connection with the Business Combination.

For Mr. Leveton, the amount shown in the column for 2021 reflects a signing bonus of \$325,000 paid upon the commencement of Mr. Leveton’s employment with the Company.

For Mr. Lanuto, the amount shown in the column for 2021 reflects (a) a \$400,000 bonus paid in connection with the closing of the Business Combination, (b) a \$396,000 discretionary long-term incentive cash bonus award that was accelerated in connection with the Business Combination and (c) a discretionary cash bonus of \$446,250 granted by the Human Resources and Compensation Committee.

(3) For each of the NEOs, amounts shown in the column for 2023, 2022 and 2021 reflect the grant date fair value, as determined in accordance with FASB Topic 718, of service-based restricted stock awards and the grant date fair value, assuming target (which is equal to maximum) performance, of performance-based restricted stock awards we granted to our NEOs. See “Compensation Discussion and Analysis — Annual Incentive Awards,” “Compensation Discussion and Analysis — 2023 Stock LTIP,” “Compensation Discussion and Analysis — 2022 Stock LTIP,” and “Compensation Discussion and Analysis — 2021 Stock LTIP.”

For a discussion of the assumptions relating to these valuations, please see “Note 2 — Significant Accounting Policies” set forth in our annual report on Form 10-K for the year ended December 31, 2023.

(4) For Mr. Penn, the amount shown in the column for 2023 reflects the grant date fair value of 225,000 SARs granted on March 1, 2023 and the amount shown in the column for 2021 reflects the grant date fair value of 1,500,000 SARs granted on December 14, 2021, in each case as determined in accordance with FASB Topic 718.

For a discussion of the assumptions relating to these valuations, please see “Footnote 2 — Significant Accounting Policies” set forth in our annual report on Form 10-K for the year ended December 31, 2023.

- (5) The components of “all other compensation” for 2023 are set forth in the table below.

Name	Health Benefits (\$) ^(a)	Airfare (\$) ^(b)	Total (\$)
Mark Penn	26,699	257,450	284,149
Jay Leveton	26,507	—	26,507
Frank Lanuto	20,843	—	20,843
Ryan Greene	52	—	52
Peter McElligott	26,507	—	26,507

- (a) The “Health Benefits” provided by the Company are payment of health insurance premiums for the employee and, as applicable, family members eligible for coverage.
- (b) The amount in the “Airfare” column reflects \$257,450 reimbursed to Mr. Penn in 2023 for private air travel on Company business.

GRANT OF PLAN-BASED AWARDS DURING 2023

The following table provides information with regard to each award of restricted stock and SARs granted to each named executive officer under our equity incentive plans during 2023.

Name	Estimated Possible Payouts Under Equity Incentive Plan Awards ⁽¹⁾				All Other Stock Awards: Number of Shares of Stock or Units (#) ⁽²⁾	All Other Option Awards: Number of Securities Underlying Options (#) ⁽³⁾	Exercise or Base Price of Option Awards (\$/Sh)	Grant Date Fair Value of Stock and Option Awards (\$) ⁽⁴⁾
	Grant Date	Threshold (#)	Target (#) ⁽¹⁾	Maximum (#)				
Mark Penn	2/23/23	512,790	640,988	640,988				4,640,753
	2/23/23				177,951			1,233,200
	3/1/23					225,000	6.79	501,000
Jay Leveton	2/23/23	105,378	131,722	131,722				953,667
	2/23/23				90,843			629,542
Frank Lanuto	2/23/23	109,012	136,265	136,265				986,559
	2/23/23				72,493			502,376
Ryan Greene	2/23/23	40,116	50,145	50,145				363,050
	2/23/23				65,816			456,105
Peter McElligott	2/23/23	16,279	20,349	20,349				147,327
	2/23/23				33,430			231,667

- (1) The amounts in the “Target” column represent the number of restricted shares that will be earned by each NEO under the 2023 Stock LTIP if the Company achieves the specified cumulative Adjusted EBITDA target over the performance period commencing on January 1, 2023 and ending on December 31, 2025 and subject to the NEO’s continued employment through March 1, 2026. None of the 2023 Stock LTIP restricted shares will be earned if the Company achieves less than 80% of the cumulative Adjusted EBITDA target over the performance period. If the Company achieves exactly 80% of the cumulative Adjusted EBITDA target over the performance period, each NEO will earn the number of restricted shares in the “Threshold” column. If the Company achieves actual cumulative Adjusted EBITDA between 80% and 100% of the cumulative Adjusted EBITDA target, then the applicable NEO will earn from 80% to 100% of the number of restricted shares in the “Target” column based on a straight-line interpolation for actual cumulative Adjusted EBITDA between 80% and 100% of the cumulative Adjusted EBITDA target. If the Company achieves actual cumulative Adjusted EBITDA equal to or greater than 100% of the cumulative Adjusted EBITDA target, then the applicable NEO will earn the number of restricted shares in the “Target” column. See “Compensation Discussion and Analysis — 2023 Stock LTIP.”
- (2) Indicates number of restricted shares granted on this date, which will vest on the first anniversary of the grant date.
- (3) Indicates number of SARs granted on this date, which will vest and become exercisable in equal installments (each consisting of 75,000 underlying shares) on each of the first three anniversaries of the grant date and which will expire on the fifth anniversary of the grant date.
- (4) The grant date values are determined in accordance with FASB Topic 718, assuming target (which is equal to maximum) performance for performance-based awards.

Additional information regarding awards of restricted shares made to our NEOs in 2023 is contained in “Compensation Discussion and Analysis — 2023 Stock LTIP” and “Compensation Discussion and Analysis — Annual Incentive Awards.”

OUTSTANDING EQUITY AWARDS AT 2023 FISCAL YEAR-END

Name (a)	Option Awards				Stock Awards			Equity Incentive Plan Awards: Market or Payout Value of Unearned Shares, Units or Other Rights that Have Not Vested (\$) ⁽⁴⁾ (i)
	Number of Securities Underlying Unexercised SARs (#) Exercisable ⁽¹⁾⁽²⁾ (b)	Number of Securities Underlying Unexercised SARs (#) Unexercisable ⁽²⁾ (c)	SAR Exercise Price (\$) (d)	SAR Expiration Date (e)	Number of Shares or Units of Stock that Have Not Vested (#) ⁽³⁾ (f)	Market Value of Shares or Units of Stock that Have Not Vested (\$) ⁽⁴⁾ (g)	Equity Incentive Plan Awards: Number of Unearned Shares, Units or Other Rights that Have Not Vested (#) ⁽⁵⁾ (h)	
Mark Penn	1,000,000		2.19	3/18/2024				
	1,000,000	500,000	8.27	12/14/2026				
		225,000	6.79	3/1/2028				
					177,951	1,179,815	1,646,019	10,913,106
Jay Leveton					90,843	602,289	362,583	2,403,925
Frank Lanuto					72,493	480,629	378,122	2,506,949
Ryan Greene					65,816	436,360	146,293	969,923
Peter McElligott . . .					58,430	387,390	54,728	362,847

* Notwithstanding the vesting schedules provided in the footnotes below, as described under “Employment Agreements” and “Potential Payments upon Termination or Change in Control,” the NEOs’ SARs and restricted shares are subject to accelerated vesting in certain circumstances.

- (1) For Mr. Penn represents SARs that have vested but remain unexercised.
- (2) On December 14, 2021, Mr. Penn received 1,500,000 SARs that are exercisable only in exchange for cash with a base price of \$8.27 per underlying share. Mr. Penn also received 225,000 SARs on March 1, 2023 with a base price of \$6.79 per underlying share. Each of these SARs awards become vested and exercisable in full in three equal installments on each of the first three (3) anniversaries of the grant date, subject to Mr. Penn’s continued employment with the Company through each vesting date and expire on the fifth anniversary of the grant date.
- (3) For Mr. Penn, consists of 177,951 restricted shares that vested in full on February 23, 2024.
 For Mr. Leveton, consists of 90,843 restricted shares that vested in full on February 23, 2024.
 For Mr. Lanuto, consists of 72,493 restricted shares that vested in full on February 23, 2024.
 For Mr. Greene, consists of 65,816 restricted shares that vested in full on February 23, 2024.
 For Mr. McElligott, consists of 33,430 restricted shares that vested in full on February 23, 2024 and 25,000 restricted shares that vested in full on April 14, 2024.
- (4) The amounts shown in these columns are based on the closing price of the Company’s common stock on December 29, 2023.
- (5) For Mr. Penn, consists of a target of 412,000 restricted shares that vested in full on March 31, 2024, a target of 593,031 restricted shares that will vest on March 31, 2025, subject to achievement of performance conditions and continued employment, and a target of 640,988 restricted shares that will vest on March 1, 2026, subject to achievement of performance conditions and continued employment.

For Mr. Leveton, consists of a target of 86,000 restricted shares that vested in full on March 31, 2024, a target of 144,861 restricted shares that will vest on March 31, 2025, subject to achievement of performance conditions and continued employment, and a target of 131,722 restricted shares that will vest on March 1, 2026, subject to achievement of performance conditions and continued employment.

For Mr. Lanuto, consists of a target 92,000 restricted shares that vested in full on March 31, 2024, a target of 149,857 restricted shares that will vest on March 31, 2025, subject to achievement of performance conditions and continued employment, and a target of 136,265 restricted shares that will vest on March 1, 2026, subject to achievement of performance conditions and continued employment.

For Mr. Greene, consists of a target of 41,000 restricted shares that vested in full on March 31, 2024, a target of 55,148 restricted shares that will vest on March 31, 2025, subject to achievement of performance conditions and continued employment, and a target of 50,145 restricted shares that will vest on March 1, 2026, subject to achievement of performance conditions and continued employment.

For Mr. McElligott, consists of a target of 12,000 restricted shares that vested in full on March 31, 2024, a target of 22,379 restricted shares that will vest on March 31, 2025, subject to achievement of performance conditions and continued employment, and a target of 20,349 restricted shares that will vest on March 1, 2026, subject to achievement of performance conditions and continued employment.

OPTION EXERCISES AND STOCK VESTED IN 2023

The table below sets forth information concerning the exercise of SARs and vesting of restricted shares for each named executive officer during 2023.

Name	Option Awards		Stock Awards	
	Number of Shares Acquired on Exercise (#)	Value Realized on Exercise (\$) ⁽¹⁾	Number of Shares Acquired on Vesting (#)	Value Realized on Vesting (\$) ⁽²⁾
Mark Penn	500,000	3,000,000	710,816	4,521,233
Jay Leveton	—	—	47,794	328,345
Frank Lanuto	450,000	1,577,250	115,998	734,785
Ryan Greene	—	—	6,596	45,315
Peter McElligott	—	—	5,561	38,204

- (1) Value realized on exercise is equal to the number of SARs exercised multiplied by an amount equal to (i) the market value of our Class A Common Stock at exercise less (ii) the base price.
- (2) Value realized on vesting of restricted shares is equal to the number of restricted shares vested multiplied by the market value of our Class A Common Stock at vesting.

Employment Agreements

The Company has entered into employment agreements with each of its NEOs, except for Mr. McElligott, as described below.

Mark Penn Employment Agreement

The Company entered into an employment agreement with Mr. Penn, dated March 14, 2019 (the “Original Employment Agreement”), pursuant to which Mr. Penn was eligible to receive an annualized base salary of \$750,000 and an annual discretionary cash bonus in an amount equal to up to 100% of his then-current base salary. On September 8, 2021, the Company and Mr. Penn entered into an amendment to the Original Employment Agreement pursuant to which Mr. Penn was eligible to receive an annualized base salary of \$1,000,000 and an annual discretionary cash bonus in an amount equal to up to 110% of his then-current base salary. On December 14, 2021, the Company and Mr. Penn entered into an Amended and Restated Employment Agreement (the “Amended Employment Agreement”) pursuant to which Mr. Penn’s annualized base salary increased to \$1,060,000 effective January 1, 2022 and increased to \$1,260,000 effective January 1, 2023. In connection with the entry into the Amended Employment Agreement, on December 14,

2021, the Company granted Mr. Penn 1,500,000 SARs in respect of the Class A Shares. The SARs are settleable only in cash, have a base price of \$8.27 per share and vest in three equal installments on each of the first three anniversaries of the date of grant. On March 11, 2022, the Company and Mr. Penn entered into a Second Amended and Restated Employment Agreement (the “Second Amended Employment Agreement”). Pursuant to the Second Amended and Restated Employment Agreement, Mr. Penn’s annualized base salary and annual discretionary bonus did not change. Mr. Penn is eligible for potential future grants under the Company’s long-term incentive plans with an annual target equal to 350% of his then-current base salary. Mr. Penn is also eligible to receive reimbursement for private air travel in connection with the business of the Company up to an annual amount as determined by the Human Resources and Compensation Committee. He is also entitled to participate in the retirement plans and benefits in accordance with the plans or practices of the Company made available to the senior executives of the Company. Under the Second Amended and Restated Employment Agreement, Mr. Penn is subject to restrictive covenants during employment and for one (1) year thereafter, including covenants not to solicit clients of the Company, hire or solicit employees or exclusive consultants of the Company, and render services for any client of the type rendered by the Company, subject to specified exceptions.

Pursuant to the Second Amended Employment Agreement, if the Company terminates Mr. Penn’s employment without “Cause,” or Mr. Penn terminates his employment for “Good Reason” (each term as defined in The Second Amended Employment Agreement), then the Company is required to pay Mr. Penn the following severance benefits: (i) his annual bonus for the year prior to his termination, when otherwise payable, but only to the extent it was earned and approved by the Human Resources and Compensation Committee but not already paid; (ii) a pro-rata annual bonus for the year of termination, payable at the time such annual bonus is otherwise payable; (iii) a lump sum severance payment within 60 days of the date of termination equal to the product of 1.5 times the sum of (a) his then-current base salary and (b) the amount of his annual discretionary bonus paid in respect of the year immediately prior to the date of termination; and (iv) 12 months of reimbursement for COBRA premiums.

Pursuant to the Second Amended Employment Agreement, upon a “Change in Control” (as defined in the Second Amended Employment Agreement) of the Company, all of Mr. Penn’s then-unvested equity awards will accelerate and vest in full.

Jay Leveton Employment Agreement

The Company entered into an employment agreement with Mr. Leveton, dated September 12, 2021, pursuant to which Mr. Leveton is eligible to receive an annualized base salary of \$725,000 and an annual discretionary bonus in an amount equal to up to 80% of his base salary. Effective April 1, 2023, the Human Resources and Compensation Committee approved an increase in Mr. Leveton’s annualized base salary to \$800,000. Under the employment agreement, Mr. Leveton was paid a signing bonus of \$325,000. Mr. Leveton is eligible for potential future grants under the Company’s long-term incentive plans. Mr. Leveton is also entitled to participate in the retirement plans and benefits in accordance with the plans or practices of the Company made available to the senior executives of the Company. Under his employment agreement, Mr. Leveton is subject to restrictive covenants during employment and for a period of two (2) years thereafter, including covenants not to solicit clients of the Company, hire or solicit employees or exclusive consultants of the Company, and render services for any client of the type rendered by the Company, subject to specified exceptions.

Pursuant to his employment agreement, if the Company terminates Mr. Leveton’s employment without “Cause” (as defined in Mr. Leveton’s employment agreement), then the Company is required to pay Mr. Leveton severance benefits in the form of salary continuation of his then-current base salary for six (6) months.

Frank Lanuto Employment Agreement

The Company entered into an employment agreement with Mr. Lanuto, dated May 6, 2019, pursuant to which Mr. Lanuto was eligible to receive an annualized base salary of \$450,000 and an annual discretionary bonus in an amount equal to up to 100% of his base salary. On September 8, 2021, the Company and Mr. Lanuto entered into an amendment to the employment agreement pursuant to which Mr. Lanuto is eligible to receive an annualized base salary of \$625,000 and an annual discretionary cash bonus in an amount

equal to up to 95% of his then-current base salary. Mr. Lanuto is eligible for potential future grants under the Company's long-term incentive plans. Mr. Lanuto is also entitled to participate in the retirement plans and benefits in accordance with the plans or practices of the Company made available to the senior executives of the Company. Under his employment agreement, Mr. Lanuto is subject to restrictive covenants during employment and for a period of two (2) years thereafter, including covenants not to solicit clients of the Company, hire or solicit employees or exclusive consultants of the Company, and render services for any client of the type rendered by the Company, subject to specified exceptions.

Pursuant to his employment agreement, if the Company terminates Mr. Lanuto's employment without "Cause," or Mr. Lanuto terminates his employment for "Good Reason" (each term as defined in his employment agreement), then the Company is required to pay Mr. Lanuto (i) his annual bonus for the year prior to his termination, when otherwise payable, but only to the extent it was earned and approved by the Human Resources and Compensation Committee but not already paid; and (ii) a lump sum severance payment within 60 days of the date of termination equal to six (6) months' base salary, which is increased to nine (9) months base salary if Mr. Lanuto's termination occurs within one (1) year of a "Change in Control" (as defined in Mr. Lanuto's employment agreement) of the Company (which occurred upon the Business Combination).

Ryan Greene Employment Agreement

The Company entered into an employment agreement with Mr. Greene, dated September 12, 2021, pursuant to which Mr. Greene is eligible to receive an annualized base salary of \$575,000 and an annual discretionary bonus in an amount equal to up to 75% of his base salary. Under the employment agreement, Mr. Greene was paid a signing bonus of \$300,000. Mr. Greene is eligible for potential future grants under the Company's long-term incentive plans. Mr. Greene is also entitled to participate in the retirement plans and benefits in accordance with the plans or practices of the Company made available to the senior executives of the Company. Under his employment agreement, Mr. Greene is subject to restrictive covenants during employment and for a period of two (2) years thereafter, including covenants not to solicit clients of the Company, hire or solicit employees or exclusive consultants of the Company, and render services for any client of the type rendered by the Company, subject to specified exceptions.

Pursuant to his employment agreement, if the Company terminates Mr. Greene's employment without "Cause" (as defined in Mr. Greene's employment agreement), then the Company is required to pay Mr. Greene severance benefits in the form of salary continuation of his then-current base salary for six (6) months.

POTENTIAL PAYMENTS UPON TERMINATION OR CHANGE IN CONTROL

We have entered into an employment agreement with each of our NEOs, except for Mr. McElligott. Under these agreements, we are required to pay severance benefits in connection with specified terminations of employment, including specified terminations in connection with a change in control of the Company. See “Executive Compensation — Employment Agreements.”

In addition, our grants agreements for awards of restricted shares provide for the accelerated vesting of awards in connection with specified terminations of employment, death or disability.

Annual Incentive Awards. On February 23, 2023, our Human Resources and Compensation Committee awarded shares of restricted stock to our NEOs (the “2023 Annual Incentive Awards”). The grant agreements for the 2023 Annual Incentive Awards provide that the restricted shares will vest in full on a termination by the Company of the NEO’s employment without “Cause,” as defined in the applicable grant agreement, or by the NEO for “Good Reason,” if included in the applicable NEO’s employment agreement. The grant agreements further provide that the restricted shares will vest in full on the NEO’s death or disability.

LTIP Awards. The grant agreements for the 2023 Stock LTIP Awards, the 2022 Stock LTIP Awards and the 2021 Stock LTIP Awards (collectively, the “LTIP Awards”) provide that, in the event of (i) termination of the NEO’s employment without “Cause,” as defined in the applicable grant agreement, or by the NEO for “Good Reason,” if included in the applicable NEO’s employment agreement, in each case within one year following a “Change in Control” (as defined in the Company’s 2016 Stock Incentive Plan), or (ii) the death or disability of the NEO, 100% of the target number of restricted shares will vest. In the event that the NEO’s employment is terminated without “Cause” (other than in connection with a “Change in Control”) or the NEO resigns for “Good Reason,” a prorated number of restricted shares will vest, in an amount equal to the product of (x) the number of restricted shares, if any, that would otherwise vest in accordance with the applicable performance conditions and (y) a fraction, the numerator of which will be the number of full months of service completed by the executive officer during the applicable service period as provided in the grant agreement, and the denominator of which will be the length in months of the applicable service agreement.

The following tables show the benefits each of our NEOs would have received if the NEO’s employment had been terminated as of December 31, 2023, by us without “Cause,” or by the NEO for “Good Reason” (each as defined in the applicable employment agreement or grant agreement), both within one year following a “Change in Control” (a “Change in Control Period”) and outside a Change in Control Period, as well as the benefits each of our NEOs would have received if the NEO’s employment had terminated upon death or disability.

Termination of Employment Not Within Change in Control Period

Name	Cash Severance (\$)	Healthcare Benefits (\$)	Value of Additional Vested Equity Awards (\$) ⁽¹⁾	Total (\$)
Mark Penn	5,112,450	26,699	6,907,472	12,046,621
Jay Leveton	400,000	—	1,868,261	2,268,261
Frank Lanuto	312,500	—	1,808,372	2,120,872
Ryan Greene	287,500	—	967,595	1,255,095
Peter McElligott	46,154	—	556,874	603,028

- (1) Value is based on the closing price of the Company’s Class A common stock on December 29, 2023. For each NEO, includes all restricted shares included in the Annual Incentive Awards and a prorated number of shares included in the LTIP Awards as described above. For Mr. Penn, does not include 725,000 unvested SARs that vest on termination of employment by us without “Cause,” or by Mr. Penn for “Good Reason,” because the base prices of the SARs exceeded the closing price of the Company’s Class A common stock on December 29, 2023.

Termination of Employment Within Change in Control Period

Name	Cash Severance (\$)	Healthcare Benefits (\$)	Value of Additional Vested Equity Awards (\$) ⁽¹⁾	Total (\$)
Mark Penn ⁽²⁾	5,112,450	26,699	12,092,921	17,232,070
Jay Leveton	400,000	—	3,006,214	3,406,214
Frank Lanuto	468,750	—	2,987,577	3,456,327
Ryan Greene	287,500	—	1,406,283	1,693,783
Peter McElligott	46,154	—	731,819	778,333

- (1) Value is based on the closing price of the Company's Class A common stock on December 29, 2023. For each NEO, includes restricted shares included in the Annual Incentive Awards and the 100% of the target number of shares included in each of the LTIP Awards. For Mr. Penn, does not include 725,000 unvested SARs that vest on a Change in Control because the base prices of the SARs exceeded the closing price of the Company's Class A common stock on December 29, 2023.
- (2) For Mr. Penn, all outstanding equity awards vest on a Change in Control without respect to termination of employment.

Death or Disability

Name	Value of Additional Vested Equity Awards (\$) ⁽¹⁾
Mark Penn	12,092,921
Jay Leveton	3,006,214
Frank Lanuto	2,987,577
Ryan Greene	1,406,283
Peter McElligott	750,237

- (1) Value is based on the closing price of the Company's Class A common stock on December 29, 2023. For each NEO, includes restricted shares included in the Annual Incentive Awards and the 100% of the target number of shares included in each of the LTIP Awards. For Mr. Penn, does not include 725,000 unvested SARs that vest on death or disability because the base prices of the SARs exceeded the closing price of the Company's Class A common stock on December 29, 2023.

CEO PAY RATIO

The fiscal 2023 total compensation of our median employee was \$104,773, based on compensation of all employees who were employed as of December 31, 2023, other than our CEO Mark Penn. As disclosed in the Summary Compensation Table, Mr. Penn's total 2023 annual compensation was \$8,419,102. Therefore, the ratio of these amounts (our "pay ratio") in fiscal year 2023 was approximately 1-to-80.

We believe this ratio is a reasonable estimate calculated in a manner consistent with SEC rules based on our payroll and employment records, using the methodology described below. Because we had no changes to our employee population or compensation arrangements that would significantly impact our pay ratio disclosure, the employee representing the median paid employee for 2023 is the same employee selected for 2022.

- We selected December 31, 2022 as the effective date for identifying our median employee in accordance with applicable SEC rules.
- Base compensation is our consistently applied compensation measure used to identify the median employee.

- We extracted the compensation data above for each employee active as of December 31, 2022 classified as full-time, part-time or intern for the 12-month period beginning January 1, 2022 and ending December 31, 2022.
- We annualized compensation of all newly hired employees based on the compensation they earned from their hire date through December 31, 2022.
- We converted earnings of our non-U.S. employees to U.S. dollars using the average currency exchange rates in effect during the period.
- We did not make any cost-of-living adjustments.
- We used the Summary Compensation Table total compensation for Mr. Penn, and we computed the median employee’s pay based on the same criteria used for determining Mr. Penn’s total compensation in the Summary Compensation Table.

The SEC’s rules for identifying the median employee and calculating the pay ratio allow companies to adopt a variety of methodologies. Therefore, the pay ratio reported by other companies may not be comparable to the pay ratio reported above, as each company’s pay ratio is based on its unique employee population, compensation practices and calculation methodology.

PAY VERSUS PERFORMANCE

As required by Section 953(a) of the Dodd-Frank Wall Street Reform and Consumer Protection Act, and Item 402(v) of Regulation S-K, we are providing the following information about the relationship between executive compensation actually paid and certain financial performance of the Company. For further information concerning the Company’s pay-for-performance philosophy and how the Company aligns executive compensation with the Company’s performance, refer to the Executive Compensation — Compensation Discussion and Analysis section of this Proxy Statement.

Year	Summary Compensation Table Total for PEO (\$) ⁽¹⁾	Compensation Actually Paid to PEO (\$) ⁽²⁾	Average Summary Compensation Table Total for Non-PEOs \$ ⁽³⁾	Average Compensation Actually Paid to Non-PEO NEOs (\$) ⁽⁴⁾	Value of Initial Fixed \$100 Investment Based On:			
					Total Shareholder Return (\$) ⁽⁵⁾	Peer Group Total Shareholder Return (\$) ⁽⁶⁾	Net Income (thousands) (\$) ⁽⁷⁾	Adjusted EBITDA (thousands) (\$) ⁽⁸⁾
2023	8,419,102	6,837,866	1,731,363	1,675,719	238.49	130.12	41,642	360,139
2022	6,744,738	2,879,657	1,436,509	1,107,663	223.38	89.87	50,044	451,118
2021	12,033,021	17,568,768	3,522,493	4,033,069	311.87	146.96	35,920	253,652
2020	1,795,681	1,509,786	1,311,866	1,232,962	90.29	129.11	(207,197)	177,332

(1) Represents the amount of total compensation reported for Mr. Penn (our Chief Executive Officer and Chairman) for each corresponding year in the “Total” column of the Summary Compensation Table. Refer to “Executive Compensation — Summary Compensation Table.”

(2) Represents the amount of “compensation actually paid” to Mr. Penn for each corresponding year, as computed in accordance with Item 402(v) of Regulation S-K. The amounts do not reflect the actual amount of compensation earned by or paid to Mr. Penn during the applicable year. In accordance with

the requirements of Item 402(v) of Regulation S-K, the following adjustments were made to Mr. Penn's total compensation for each year to determine the "compensation actually paid":

Year	Reported Summary Compensation Table Total for Current PEO (\$)^(a)	Reported Summary Compensation Table Value of Current PEO Equity Awards (\$)^(b)	Adjusted Value of Current PEO Equity Awards (\$)^(c)	Compensation Actually Paid to Current PEO (\$)
2023	8,419,102	6,374,953	4,793,717	6,837,866
2022	6,744,738	5,388,179	1,523,098	2,879,657
2021	12,033,021	7,027,040	12,562,787	17,568,768
2020	1,795,681	134,673	(151,222)	1,509,786

The formula for the above table is as follows: (a) – (b) + (c) = (d)

- (a) Represents the amount of total compensation reported for Mr. Penn for each corresponding year in the "Total" column of the Summary Compensation Table. Refer to "Executive Compensation — Summary Compensation Table" from the Company's proxy statement for the applicable year.
- (b) Represents the grant date fair value of equity awards granted to Mr. Penn reported in the "Option Awards" and "Stock Awards" columns in the Summary Compensation Table for each year. For 2021, does not include accelerated equity awards on change in control reported in the "All Other Compensation" column. Refer to "Executive Compensation — Summary Compensation Table" from the Company's proxy statement for the applicable year.
- (c) Represents an adjustment to the amounts in the "Stock Awards" and "Option Awards" columns in the Summary Compensation Table for the applicable year (a "Subject Year"). For a Subject Year, the adjusted amount replaces the "Stock Awards" and "Option Awards" columns in the Summary Compensation Table for Mr. Penn to arrive at "compensation actually paid" to Mr. Penn for that Subject Year. The adjusted amount is determined by adding (or subtracting, as applicable) the following for that Subject Year: (i) the year-end fair value of any equity awards granted in that Subject Year that are outstanding and unvested as of the end of the Subject Year; (ii) the amount of change as of the end of the Subject Year (from the end of the prior fiscal year) in the fair value of any awards granted in prior years that are outstanding and unvested as of the end of the Subject Year; (iii) for awards that are granted and vest the Subject Year, the fair value as of the vesting date; (iv) for awards granted in prior years that vest in the Subject Year, the amount equal to the change as of the vesting date (from the end of the prior fiscal year) in the fair value; (v) for awards granted in prior years that are determined to fail to meet the applicable vesting conditions during the Subject Year, a deduction for the amount equal to the fair value at the end of the prior fiscal year; and (vi) the dollar value of any dividends or other earnings paid on stock or option awards in the Subject Year prior to the vesting date that are not otherwise reflected in the fair value of such award or included in any other component of total compensation for the Subject Year. The valuation assumptions used to

calculate fair values did not materially differ from those disclosed at the time of grant. The amounts added or subtracted to determine the adjusted amount are as follows:

Year	Year End Fair Value of Equity Awards Granted to Current PEO in the Year (\$)	Year over Year Change in Fair Value of Outstanding and Unvested Equity Awards at FYE Granted to Current PEO in Prior Years (\$)	Fair Value as of Vesting Date of Equity Awards Granted to Current PEO in the Year and Vested in the Year (\$)	Change in Fair Value of Equity Awards Granted to Current PEO in Prior Years that Vested in the Year (\$)	Fair Value at the End of the Prior Year of Equity Awards of Current PEO that Failed to Meet Vesting Conditions in the Year (\$)	Total Adjusted Value of Equity Awards of Current PEO (\$)
2023	5,858,019	(561,067)	—	(503,235)	—	4,793,717
2022	4,687,283	(2,924,185)	—	(240,000)	—	1,523,098
2021	7,437,040	3,382,154	—	1,815,000	(71,407)	12,562,787
2020	359,703	(310,925)	—	(200,000)	—	(151,222)

- (3) Represents the average of the amounts reported for the Company’s named executive officers as a group (excluding Mr. Penn for each year) in the “Total” column of the Summary Compensation Table in each applicable year. Refer to “Executive Compensation — Summary Compensation Table.” The names of each of the named executive officers (excluding Mr. Penn for each year) included for purposes of calculating the average amounts in each applicable year are as follows: (i) for 2023, Jay Leveton (our President), Frank Lanuto (our Chief Financial Officer), Ryan Greene (our Chief Operating Officer) and Peter McElligott (our General Counsel); (ii) for 2022, Jay Leveton (our President), Frank Lanuto (our Chief Financial Officer), Ryan Greene (our Chief Operating Officer) and Vincenzo DiMaggio (our Chief Accounting Officer); (iii) for 2021, Jay Leveton (our President), Frank Lanuto (our Chief Financial Officer) and David Ross (our former General Counsel & EVP Strategy and Corporate Development); and for (iv) for 2020, Frank Lanuto (our Chief Financial Officer) and David Ross (our former General Counsel & EVP Strategy and Corporate Development).
- (4) Represents the average amount of “compensation actually paid” to the named executive officers as a group (excluding Mr. Penn for each year), as computed in accordance with Item 402(v) of Regulation S-K. The dollar amounts do not reflect the actual average amount of compensation earned by or paid to the named executive officers as a group (excluding Mr. Penn for each year) during the applicable year. In accordance with the requirements of Item 402(v) of Regulation S-K, the following adjustments were made to the named executive officers as a group (excluding Mr. Penn for each year) total compensation for each year to determine the “compensation actually paid”:

Year	Average Reported Summary Compensation Table Total for Non-PEO NEOs (\$) ^(a)	Average Reported Summary Compensation Table Value of Non-PEO Equity Awards (\$) ^(b)	Average Non-PEO NEO Adjusted Value of Equity Awards (\$) ^(c)	Average Compensation Actually Paid to Non-PEO NEOs (\$)
2023	1,731,363	1,067,573	1,011,929	1,675,719
2022	1,436,509	822,506	493,660	1,107,663
2021	3,522,493	514,420	1,024,996	4,033,069
2020	1,311,866	111,388	32,484	1,232,962

The formula for the above table is as follows: (a) – (b) + (c) = (d)

- (a) Represents the average of the amounts reported for the Company’s named executive officers as a group (excluding Mr. Penn for each year) for the corresponding year in the “Total” column of the

Summary Compensation Table. Refer to “Executive Compensation — Summary Compensation Table” from the Company’s proxy statement for the applicable year.

- (b) Represents the average of the total amounts reported for the Company’s named executive officers as a group (excluding Mr. Penn for each year) in the “Stock Awards” and “Option Awards” columns in the Summary Compensation Table in each applicable year. For 2021, does not include accelerated equity awards on change in control and accelerated equity awards on termination of employment reported in the “All Other Compensation” column. Refer to “Executive Compensation — Summary Compensation Table” for the Company’s proxy for the applicable year.
- (c) Represents an adjustment to the average of the amounts reported for the named executive officers as a group (excluding Mr. Penn for each year) in the “Stock Awards” and “Option Awards” columns in the Summary Compensation Table in each applicable year determined using the same methodology described above in Note 2(c). For each year, the adjusted amount replaces the “Stock Awards” and “Option Awards” columns in the Summary Compensation Table for each named executive officer (excluding Mr. Penn) to arrive at “compensation actually paid” to each named executive officer (excluding Mr. Penn) for that year, which is then averaged to determine the average “compensation actually paid” to the named executive officers (excluding Mr. Penn) for that year. The amounts added or subtracted to determine the adjusted average amount are as follows:

Year	Average Year End Fair Value of Equity Awards Granted to the Non-PEO Named Executive Officers in the Year (\$)	Average Year over Year Change in Fair Value of Outstanding and Unvested Equity Awards at FYE Granted to the Non-PEO Named Executive Officers in Prior Years (\$)	Average Fair Value as of Vesting Date of Equity Awards Granted to the Non-PEO Named Executive Officers in the Year and Vested in the Year (\$)	Average Change in Fair Value of Equity Awards Granted to the Non-PEO Named Executive Officers in Prior Years that Vested in the Year (\$)	Average Fair Value at the End of the Prior Year of Equity Awards to the Non-PEO Named Executive Officers that Failed to Meet Vesting Conditions in the Year (\$)	Adjusted Average Value of Equity Awards to the Non-PEO Named Executive Officers (\$)
2023 . . .	996,262	1,916	—	13,751	—	1,011,929
2022 . . .	717,406	(223,746)	—	—	—	493,660
2021 . . .	514,420	193,266	—	366,285	(48,975)	1,024,996
2020 . . .	169,693	(52,677)	—	(60,207)	(24,325)	32,484

- (5) Represents cumulative Company total shareholder return (TSR). TSR is calculated by dividing (a) the sum of (i) the cumulative amount of dividends for each measurement period (2020, 2020-2021, 2020-2022, 2020-2023), assuming dividend reinvestment, and (ii) the difference between the Company’s share price at the end and the beginning of the measurement period by (b) the Company’s share price at the beginning of the measurement period.
- (6) Represents cumulative peer group TSR, weighted according to the respective companies’ stock market capitalization at the beginning of each period for which a return is indicated, and otherwise computed in accordance with Note 5. The peer group used for this purpose is the following published industry index: Vanguard Communications Services Index.
- (7) Represents the amount of net income reflected in the Company’s audited financial statements for the applicable year.
- (8) Represents Adjusted EBITDA for the applicable year.

Financial Performance Measures

As described in greater detail in the Compensation Discussion and Analysis section of this Proxy Statement, the Company’s executive compensation program reflects a pay-for-performance philosophy. The metrics that the Company uses for both our long-term and short-term incentive awards are selected based on an objective of incentivizing our NEOs to increase the value of our enterprise for our shareholders. The most important financial performance measures used by the Company to link executive compensation actually paid to the Company’s NEOs, for the most recently completed fiscal year, to the Company’s performance are as follows:

- Adjusted EBITDA
- Revenue growth
- Net debt

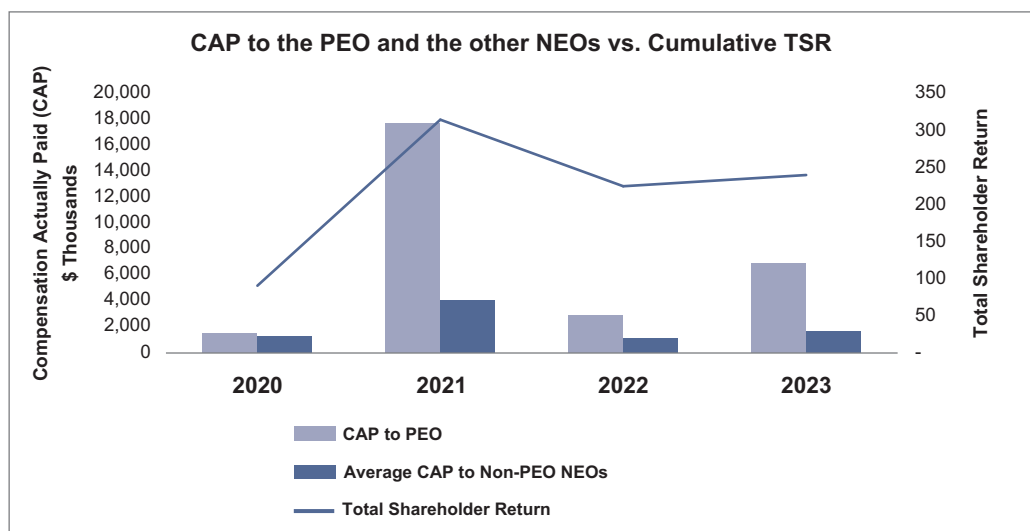
Analysis of the Information Presented in the Pay versus Performance Table

As described in greater detail in the Compensation Discussion and Analysis section of this Proxy Statement, the Company’s executive compensation program reflects a pay-for-performance philosophy. The Human Resources and Compensation Committee remains committed to its compensation strategy of appropriately linking compensation levels with shareholder value creation by:

- Aligning pay with financial performance as a meaningful component of total compensation;
- Providing total compensation capable of attracting, motivating and retaining executives of outstanding talent;
- Focusing our executives on achieving key objectives critical to implementing the Company’s business strategy and achieving financial performance goals; and
- Safeguarding the Company’s business interests, including protection from adverse activities by executives.

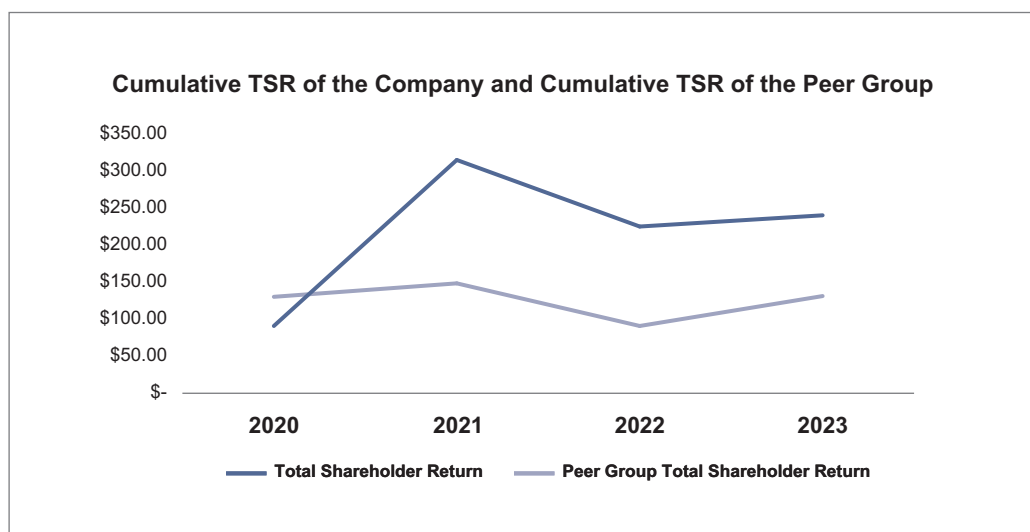
Compensation Actually Paid and Cumulative TSR

The graph below reflects the relationship between the PEO and average Non-PEO NEOs compensation actually paid and the Company’s cumulative TSR (assuming an initial fixed investment of \$100) for the fiscal years ended December 31, 2020, 2021, 2022 and 2023.



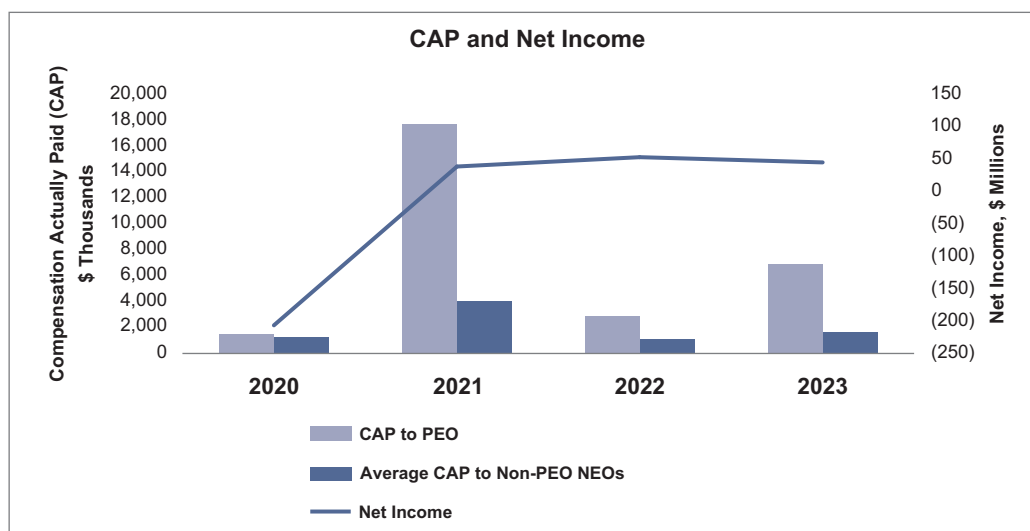
Cumulative TSR of the Company and Cumulative TSR of the Peer Group

The graph below reflects the relationship between the Company’s cumulative TSR and the Peer Group’s cumulative TSR (assuming an initial fixed investment of \$100 and that all dividends, if any, were reinvested) for the fiscal years ended December 31, 2020, 2021, 2022 and 2023.



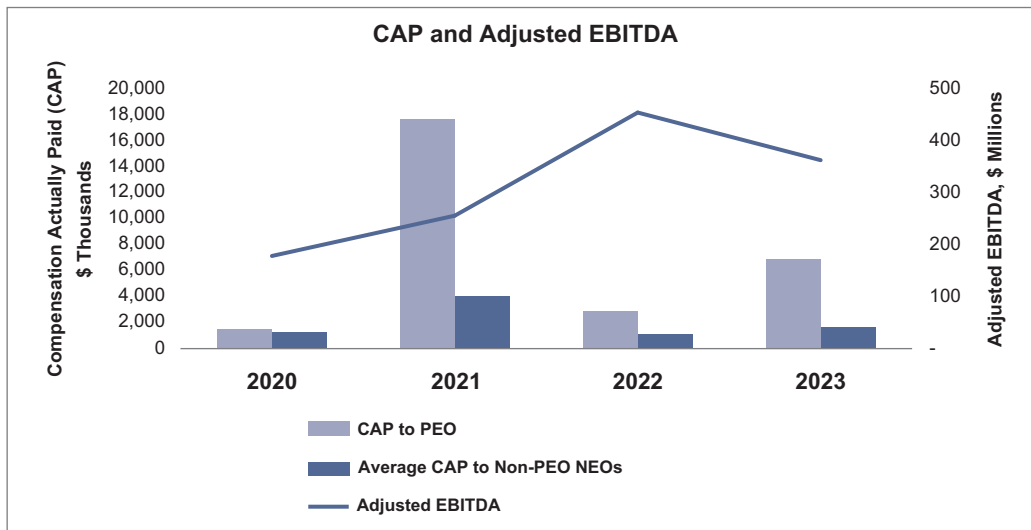
Compensation Actually Paid and Net Income

The graph below reflects the relationship between the PEO and average Non-PEO NEOs compensation actually paid and the Company’s net income for the fiscal years ended December 31, 2020, 2021, 2022 and 2023.



Compensation Actually Paid and Adjusted EBITDA

The graph below reflects the relationship between the PEO and average Non-PEO NEOs compensation actually paid and the Company's Adjusted EBITDA for the fiscal years ended December 31, 2020, 2021, 2022 and 2023.



OTHER COMPENSATION-RELATED POLICIES

Clawback Policy

The Company has adopted an Executive Compensation Clawback Policy (“the Clawback Policy”) that provides for the recovery of erroneously awarded incentive-based compensation following an accounting restatement by the Company if the Human Resources and Compensation Committee determines that the amount of the incentive-based compensation as originally calculated was more than should have been paid using the restated financial statements. The Clawback Policy applies to the executive officers of the Company and other senior officers as designated by the Human Resources and Compensation Committee. Compensation that is granted, earned or vested after October 1, 2023, based in whole or in part on a financial measure included in the Company’s financial statements, is subject to the Clawback Policy. As disclosed in the Company’s Form 10-K for the year ended December 31, 2023, the Company revised its financial statements as of and for the year ended December 31, 2022. The Human Resources and Compensation Committee concluded that recovery of erroneously awarded incentive-compensation was not required under the Clawback Policy because no incentive-based compensation had been granted, earned or vested based on such financial statements and the revisions to the financial statements did not affect the financial measures used in the Company’s incentive-based compensation.

Indemnification Agreements

We have entered into indemnity agreements with our directors and executive officers which provide, among other things, that we will indemnify such director or executive officer, under the circumstances and to the extent provided therein, for liabilities of any kind that he or she may be required to pay in actions or proceedings which he or she is or may be made a party by reason of his or her position as a director, executive officer or other agent of the Company, to the fullest extent permitted by law.

Prohibition on Hedging and Limitation on Pledging of the Company’s Stock

The Board has adopted policies to prohibit hedging of the Company’s securities by all employees and to limit pledging by the Company’s officers and directors to 40% of such person’s Class A Common Stock (excluding unvested shares) with approval. Currently, no stock is hedged or pledged by any of the Company’s officers or directors.

Business Protection Terms

The Company’s NEOs are subject to significant contractual restrictions intended to prevent actions that potentially could harm our business, particularly after termination of employment. These business protections include obligations not to solicit clients or employees, not to disparage us, not to reveal confidential information, and to cooperate with us in litigation. Business protection provisions are included in employment agreements and in connection with compliance with the Company’s Code of Conduct.

Pension Benefits in 2023

We do not provide our NEOs with any defined benefit or defined contribution pension arrangements.

Non-Qualified Deferred Compensation In 2023

We do not maintain any non-qualified deferred compensation plans for our NEOs.

Indebtedness of Directors and Executive Officers

There is currently no indebtedness owed to the Company by any of our directors or executive officers, and there was no such indebtedness owed to us since January 1, 2023. The Company’s Corporate Governance Guidelines prohibit the Company from making any personal loans or extensions of credit to directors or executive officers of the Company.

Adjusted EBITDA

As used in this Proxy Statement:

“Adjusted EBITDA” is a non-U.S. GAAP financial measure defined as Net income excluding non-operating income or expense to achieve operating income, plus depreciation and amortization, stock-based compensation, deferred acquisition consideration adjustments, and other items. Other items include restructuring costs, acquisition-related expenses, and non-recurring items. A reconciliation of Adjusted EBITDA to U.S. GAAP Net income for the year ended December 31, 2023 is provided in the Company’s Annual Report on Form 10-K filed on March 11, 2024.

Human Resources and Compensation Committee Interlocks and Insider Participation

Desirée Rogers, Bradley J. Gross, and Irwin Simon served on the Human Resources and Compensation Committee of the Board during 2023. None of the persons who served on the Human Resources and Compensation Committee at the time of such service are, or have been, an employee or officer of the Company or had any relationship requiring disclosure under Item 404 of Regulation S-K. In addition, none of the Company’s executive officers serves, or has served during the last completed fiscal year, as a member of the board of directors or compensation committee of any other entity that has or has had one or more of its executive officers serving as a member of the Company’s Board.

Human Resources and Compensation Committee Report

The Human Resources and Compensation Committee has reviewed and discussed the Compensation Discussion and Analysis (“CD&A”) that is required by Item 402(b) of Regulation S-K with the Company’s management. Based on this review and discussion, the Human Resources and Compensation Committee has recommended to the Board that the CD&A be included in this Proxy Statement and incorporated into our Annual Report on Form 10-K for the fiscal year ended December 31, 2023.

Human Resources and Compensation Committee of the Board

Desirée Rogers
Bradley Gross
Irwin Simon

The material in this report is not “soliciting material,” is not deemed “filed” with the SEC and is not to be incorporated by reference in any filing of the Company under the Securities Act of 1933, as amended, or the Exchange Act, whether made before or after the date hereof and irrespective of any general incorporation language in any such filing.

EQUITY COMPENSATION PLAN INFORMATION

The following table lists as of December 31, 2023 the number of securities to be issued upon the exercise of outstanding stock appreciation rights (“SARs”) and the vesting of outstanding restricted stock units, the weighted average exercise price of outstanding SARs and the number of securities remaining available for future issuance under the Company’s equity compensation plans.

	Number of Securities to be issued Upon Exercise of Outstanding Options, Warrants and Rights	Weighted Average Exercise Price of Outstanding Options, Warrants and Rights	Number of Securities Remaining Available for Future Issuance Under Equity Compensation Plans (Excluding Securities Reflected in Column(a))
	(a)	(b)	(c)
Equity compensation plans approved by stockholders: ⁽¹⁾	5,384,627 ⁽²⁾	3.23 ⁽³⁾	14,333,695 ⁽⁴⁾
Equity compensation plans not approved by stockholders:	297,745 ⁽⁵⁾	—	—
Total	5,682,372	3.23 ⁽³⁾	14,333,695 ⁽⁴⁾

- (1) The Company currently grants equity awards under the Amended and Restated 2016 Stock Incentive Plan and the 203 Employee Stock Purchase Plan.
- (2) As of December 31, 2023, the Company had reserved 459,772 shares of Class A Common Stock in order to meet its obligations under 896,556 outstanding SARs granted under equity plans approved by stockholders. The number of shares issuable upon exercise of the SARs is based on the closing price of our Class A Common Stock on December 29, 2023. In addition, the Company had reserved 4,924,855 shares of Class A Common Stock issuable upon vesting of the same number of restricted stock units granted under equity plans approved by stockholders. This number does not include shares subject to outstanding purchase rights under the 2023 Employee Stock Purchase Plan.
- (3) The weighted average exercise price does not include the restricted stock units.
- (4) Includes 11,428,178 shares available under the Amended and Restated 2016 Stock Incentive Plan and 2,905,517 shares available under the 2023 Employee Stock Purchase Plan. As of December 31, 2023, 38,917 shares of Class A Common Stock were subject to purchase during an open offering period under the 2023 Employee Stock Purchase Plan.
- (5) As of December 31, 2023, the Company had reserved 297,745 shares of Class A Common Stock issuable upon vesting of the same number of restricted stock units granted as equity inducement awards to employees.

TRANSACTIONS WITH RELATED PERSONS

Review and Approval of Related Party Transactions

Related Party Transactions Policy

The Board has adopted a written Related Party Transactions Policy to assist it in reviewing, approving and ratifying related party transactions. The Related Party Transactions Policy provides that all related party transactions covered by the policy must be approved in advance by the Audit Committee, except that any ordinary course transaction in which an operating subsidiary of the Company derives revenue from a related party may be approved on an annual basis by the Audit Committee. To facilitate compliance with this policy, directors and executive officers of the Company must notify the Company's General Counsel and CFO as soon as reasonably practicable about any potential related party transaction. If the Company's General Counsel and CFO determine that the transaction constitutes a related party transaction, the transaction will be referred to the Audit Committee for its consideration.

In reviewing related party transactions, the Audit Committee will be provided with full details of the proposed related party transaction and will consider all relevant facts and circumstances, including, among others:

- The benefits of the transaction to the Company;
- The terms of the transaction and whether they are fair (arm's-length) and in the ordinary course of the Company's business;
- The size and expected term of the transaction; and
- Other facts and circumstances that bear on the materiality of the related party transaction.

Generally, the Related Party Transactions Policy applies to any transaction that would be required by the SEC to be disclosed in which the Company was, or is proposed to be, a participant and in which a "Related Party" had, has or will have a direct or indirect material interest. The policy also applies to any amendment or modification to an existing related party transaction, regardless of whether such transaction has previously been approved.

Transactions with Related Persons

Since January 1, 2023, the Company engaged in the following related party transactions, in which the amount involved exceeded \$120,000. The related party transactions were reviewed and approved by the Audit Committee in accordance with the Related Party Transactions Policy described above:

CEO and Director Affiliation

Affiliates of The Stagwell Group LLC have a majority ownership interest in the Company. Mark Penn is the CEO and Chairman of the Board of the Company and is also the manager of The Stagwell Group LLC.

Related Party Transactions

A subsidiary of the Company provides polling services to a non-profit client, the CEO of which is the spouse of Mr. Penn. Under the arrangement, the Company recognized revenue of approximately \$1,042,000 for 2023.

A subsidiary of the Company provides polling services to a company owned by the spouse of Mr. Leveton. Under the arrangement, the Company recognized revenues of approximately \$350,000 in 2023. In addition, a subsidiary of the Company provides public relations services to this company. Under the arrangement, the Company recognized revenues of approximately \$74,000 for 2023.

Subsidiaries of the Company provide marketing and website development services to Goldman Sachs, which is a significant stockholder of the Company and in which Mr. Gross is a partner. Under the arrangements, the Company recognized revenues of approximately \$3,566,000 for 2023.

Subsidiaries of the Company provide marketing and advertising services to Bell Canada. Mr. Oosterman was Vice Chair of Bell Canada until January 2024. Under the arrangements, the Company recognized revenue of approximately \$2,576,000 for 2023.

A subsidiary of the Company purchases media, on behalf of its client, from Bell Media. Mr. Oosterman was the President of Bell Media until January 2024. The total of such purchases in 2023 was approximately \$185,000.

A subsidiary of the Company provides polling services to a client that is an affiliate of the majority owner of Stagwell Media LP, which is the majority owner of the Company. Under the arrangement, the Company recognized revenue of approximately \$1,046,000 for 2023.

On March 9, 2023, the Company entered into an underwriting agreement (the “Underwriting Agreement”) with Morgan Stanley & Co. LLC and Goldman Sachs & Co. LLC (the “Underwriters”) and certain selling stockholders affiliated with The Stagwell Group LLC (the “Stagwell Selling Stockholder”) and Goldman Sachs & Co. LLC (the “GS Selling Stockholders”), relating to an underwritten public secondary offering of shares of Class A Common Stock at a public offering price of \$6.75 per share. Pursuant to the Underwriting Agreement, the Underwriters purchased an aggregate of 12,304,577 and 4,101,526 shares of Class A Common Stock from the Stagwell Selling Stockholder and the GS Selling Stockholders, respectively, at a purchase price of \$6.429375 per share. Goldman Sachs is a significant stockholder of the Company, and Mr. Gross is a partner of Goldman Sachs.

On May 23, 2023, the Company repurchased 23,328,154 shares of Class A Common Stock at a price of \$6.43 per share, for an aggregate total repurchase price of \$150.0 million, from certain entities affiliated with AlpInvest Partners B.V., which was at the time a significant stockholder of the Company.

SECURITY OWNERSHIP OF CERTAIN BENEFICIAL OWNERS AND MANAGEMENT

The following table sets forth information regarding the beneficial ownership of our shares of Class A Common Stock and Class C Common Stock as of April 15, 2024 by each beneficial owner of more than five percent of each such class of shares known to us, by each of our directors, by each of our named executive officers, and the current directors and executive officers as a group. The address for persons for which an address is not otherwise provided in the footnotes below is c/o Stagwell Inc., One World Trade Center, Floor 65, New York, NY 10007.

Name	Voting Shares Beneficially Owned ⁽¹⁾				Total Voting Power %
	Class A Shares	Class A %	Class C Shares	Class C %	
Mark Penn – Direct ⁽²⁾	2,328,347	2.0%			*
– Indirect ⁽³⁾	130,000	*	151,648,571	100%	56.2%
Charlene Barshefsky ⁽⁴⁾	119,264	*			*
Bradley Gross	—	*			*
Wade Oosterman ⁽⁴⁾	109,264	*			*
Desirée Rogers ⁽⁴⁾	112,115	*			*
Eli Samaha – Direct ⁽⁴⁾	46,008	*			*
– Indirect ⁽⁵⁾	7,147,662	6.0%			2.6%
Irwin Simon ⁽⁴⁾	126,690	*			*
Rodney Slater ⁽⁴⁾	46,008	*			*
Brandt Vaughan ⁽⁴⁾	99,508	*			*
Jay Leveton ⁽⁶⁾	425,657	*			*
Frank Lanuto ⁽⁷⁾	633,157	*			*
Ryan Greene ⁽⁸⁾	183,507	*			*
Peter McElligott ⁽⁹⁾	95,215	*			*
All directors and officers as a group					
(14 persons) – Direct ⁽¹⁰⁾	4,483,778	3.8%			1.7%
– Indirect ⁽³⁾⁽⁵⁾	7,277,662	6.1%	151,648,571	100%	58.9%
The Stagwell Group LLC ⁽³⁾	130,000	*	151,648,571	100%	56.2%
Goldman Sachs ⁽¹¹⁾	16,856,440	14.2%			6.2%
Hotchkis and Wiley Capital Management LLC ⁽¹²⁾	20,266,750	17.1%			7.5%
BlackRock, Inc. ⁽¹³⁾	6,446,390	5.4%			2.4%

* The percentage of shares beneficially owned does not exceed one percent of the outstanding shares.

(1) Unless otherwise noted, the Company believes that all persons named in the table above have sole voting power and dispositive power with respect to all shares beneficially owned by them. For purposes of computing the percentage of outstanding shares held by each person or group named above, we have included restricted shares in the number of shares outstanding as of April 15, 2024. In addition, for purposes of computing the percentage of outstanding shares held by each person or group named above, any shares which that person or group has the right to acquire within 60 days of April 15, 2024, is deemed to be outstanding, but is not deemed to be outstanding for the purpose of computing the percentage ownership of any other person or group.

(2) Includes 1,234,019 unvested restricted shares. Excludes unvested restricted stock units.

(3) Mr. Penn, our Chairman and CEO, is also manager of The Stagwell Group LLC, an affiliate of Stagwell Agency Holdings LLC and Stagwell Media LP. The Schedule 13D/A filed with the SEC on May 19, 2023 by Stagwell Agency Holdings LLC, The Stagwell Group LLC, Mark Penn and Stagwell Media LP reports

the number of shares as to which The Stagwell Group LLC has shared voting and dispositive power is 130,000 shares of Class A Common Stock and 151,648,571 shares of Class C Common Stock. The address of The Stagwell Group LLC is 1808 I Street, NW, Sixth Floor, Washington, DC 20006.

- (4) Excludes 18,940 unvested restricted stock units that are scheduled to vest on June 14, 2024.
- (5) Mr. Samaha is the Managing Partner of Madison Avenue Partners, LP, which manages funds that hold 7,147,662 shares of Class A Common Stock.
- (6) Includes 276,583 unvested restricted shares. Excludes unvested restricted stock units.
- (7) Includes 286,122 unvested restricted shares. Excludes unvested restricted stock units.
- (8) Includes 105,293 unvested restricted shares. Excludes unvested restricted stock units.
- (9) Includes 42,728 unvested restricted shares. Excludes unvested restricted stock units.
- (10) Includes 2,009,865 unvested restricted shares. Excludes unvested restricted stock units.
- (11) The Schedule 13D/A filed with the SEC on June 8, 2023 by The Goldman Sachs Group, Inc., Goldman, Sachs & Co. LLC, Broad Street Principal Investments, L.L.C., StoneBridge 2017, L.P., StoneBridge 2017 Offshore, L.P., and Bridge Street Opportunity Advisors, L.L.C. (collectively, the “Goldman Sachs Parties”) reports that the number of shares as to which The Goldman Sachs Group, Inc. and Goldman Sachs & Co. LLC has shared voting and dispositive power is 16,856,440 shares of Class A Common Stock. The address of each of the Goldman Sachs Parties is 200 West Street, New York, NY 10282.
- (12) The Schedule 13G/A filed with the SEC on February 13, 2024 by Hotchkis and Wiley Capital Management, LLC (“Hotchkis and Wiley”) reports sole voting power over 18,214,450 shares of Class A Common Stock and sole dispositive power over 20,266,750 shares of Class A Common Stock. The address of Hotchkis and Wiley is 601 S. Figueroa Street, 39th Fl, Los Angeles, CA 90017.
- (13) The Schedule 13G filed with the SEC on January 31, 2024 by BlackRock, Inc. reports sole voting power over 6,277,209 shares of Class A Common Stock and sole dispositive power over 6,446,390 shares of Class A Common Stock. The address of BlackRock, Inc. is 50 Hudson Yards, New York, NY 10001.

Changes in Control

To our knowledge, there are no present arrangements or pledges of the Company’s securities that may result in a change in control of the Company.

Delinquent Section 16(a) Reports

Under Section 16(a) of the Exchange Act, each person serving as a director or executive officer during the last fiscal year and any persons holding 10% or more of the common stock are required to report their ownership of common stock and any changes in that ownership to the SEC within a prescribed period of time and to furnish the Company with copies of such reports. To the Company’s knowledge, based solely upon a review of copies of such reports received by the Company which were filed with the SEC for the fiscal year ended December 31, 2023, and upon written representations from such persons that no other reports were required, all reports required to be filed under Section 16(a) have been timely filed with the SEC with the exception of (1) the Form 5 filed by Mark Penn on February 9, 2024 that reported two transactions with respect to (i) the exchange by Stagwell Media LP of Class C Common Stock for Class A Common Stock and the subsequent distribution of the Class A Common Stock and (ii) the distribution by Stagwell Agency Holdings LLC of Class A Common Stock and (2) the Form 4 filed by Frank Lanuto on February 28, 2023 reporting two grants of restricted shares.

PROPOSAL 3
RATIFICATION OF SELECTION OF
INDEPENDENT REGISTERED PUBLIC ACCOUNTING FIRM

The Audit Committee of the Board has selected PricewaterhouseCoopers LLP (“PwC”) as our independent registered public accounting firm for the fiscal year ending December 31, 2024 and the Board has directed that management submit the selection of independent registered public accounting firm for ratification by the stockholders at the 2024 Annual Meeting. Representatives of PwC are expected to be present at the Annual Meeting. They will have an opportunity to make a statement if they so desire and will be available to respond to appropriate questions.

Neither our Bylaws nor other governing documents or law require stockholder ratification of the selection of PwC as our independent registered public accounting firm. However, the Board is submitting the selection of PwC to the stockholders for ratification as a matter of good corporate practice. If the stockholders fail to ratify the selection of PwC, the Audit Committee will reconsider whether or not to retain PwC. Even if the selection is ratified, the Audit Committee in its discretion may direct the appointment of a different independent registered public accounting firm at any time during the year if they determine that such a change would be in the best interests of the Company and its stockholders.

Change in Independent Registered Public Accounting Firm

As previously disclosed in our Current Report on Form 8-K filed March 21, 2023, on March 16, 2023, following the completion of a competitive selection process conducted by our Audit Committee to determine the Company’s independent registered public accounting firm for the fiscal year ending December 31, 2023, the Company selected PwC to serve as the Company’s independent registered public accounting firm, effective immediately, and notified Deloitte & Touche LLP (“Deloitte”) of its dismissal as the Company’s independent registered public accounting firm effective as of that date.

Deloitte’s reports on the Company’s financial statements for each of the years ended December 31, 2022 and 2021 did not contain any adverse opinion or a disclaimer of opinion, nor were they qualified or modified as to uncertainty, audit scope, or accounting principles, except that they expressed an adverse opinion on the Company’s internal control over financial reporting because of material weaknesses.

During each of the years ended December 31, 2022 and 2021, and the subsequent interim period through March 16, 2023, there were no “disagreements” (as that term is defined in Item 304(a)(1)(iv) of Regulation S-K) between the Company and Deloitte on any matter of accounting principles or practices, financial statement disclosure or auditing scope or procedure, which disagreements, if not resolved to the satisfaction of Deloitte, would have caused Deloitte to make reference to the subject matter of the disagreement in its reports on the Company’s financial statements for such years.

There were no “reportable events” (as that term is defined in Item 304(a)(1)(v) of Regulation S-K) during either of the years ended December 31, 2022 and 2021, and the subsequent interim period through March 16, 2023, except that the Company identified material weaknesses in its internal control over financial reporting during each such period. The material weaknesses related to the Company’s failure to effectively select and develop certain information technology general controls related to access and change management controls that led to deficiencies in the design and operation of control activities, including segregation of duties deficiencies as well as deficiencies in the design and operation of account reconciliations. These deficiencies and a lack of sufficient resources contributed to the potential for there to have been material errors in the Company’s financial statements and therefore resulted in the following additional material weaknesses:

1. Risk Assessment-control deficiencies constituting material weaknesses, either individually or in the aggregate, relating to: (i) identifying, assessing, and communicating appropriate objectives, (ii) identifying and analyzing risks to achieve these objectives, and (iii) identifying and assessing changes in the business that could impact the system of internal controls;
2. Control Activities-control deficiencies constituting material weaknesses, either individually or in the aggregate, relating to: (i) addressing relevant risks, (ii) providing evidence of performance, (iii) providing appropriate segregation of duties, or (iv) operation at a level of precision to identify all potentially material errors;

3. Information and Communication-control deficiencies constituting material weaknesses, either individually or in the aggregate, relating to communicating accurate information internally and externally, including providing information pursuant to objectives, responsibilities, and functions of internal control; and
4. Monitoring-control deficiencies constituting material weaknesses, either individually or in the aggregate, relating to monitoring activities to ascertain whether the components of internal control are present and functioning.

These material weaknesses were reported in the Company's Annual Report on Form 10-K for the year ended December 31, 2022.

The Audit Committee discussed the reportable events described above with Deloitte, and the Company authorized Deloitte to respond fully to the inquiries of PwC concerning these reportable events.

The Company provided Deloitte with a copy of its Current Report on Form 8-K filed March 21, 2023 (wherein it first reported the information discussed under this caption) prior to its filing with the SEC and requested that Deloitte furnish it with a letter addressed to the SEC stating whether or not it agreed with the above statements; a copy of Deloitte's letter is filed as Exhibit 16.1 thereto.

During each of the years ended December 31, 2022 and 2021, and the subsequent interim period through March 16, 2023, neither the Company nor anyone acting on its behalf consulted with PwC regarding (i) the application of accounting principles to a specified transaction, either completed or proposed, or the type of audit opinion that might be rendered on the Company's financial statements, and neither a written report nor oral advice was provided to the Company that PwC concluded was an important factor considered by the Company in reaching a decision as to any accounting, auditing, or financial reporting issue; (ii) any matter that was the subject of a disagreement within the meaning of Item 304(a)(1)(iv) of Regulation S-K; or (iii) any reportable event within the meaning of Item 304(a)(1)(v) of Regulation S-K.

Principal Accountant Fee and Services

The following table sets forth the aggregate fees billed to the Company by Deloitte for the fiscal year ended December 31, 2022 and by PwC for the fiscal year ended December 31, 2023:

	<u>2022</u>	<u>2023</u>
Audit Fees ⁽¹⁾	\$ 7,578,036	\$5,684,723
Audit-Related Fees ⁽²⁾	\$ 545,000	\$1,161,750
Tax Fees ⁽³⁾	\$ 2,034,208	—
All Other Fees ⁽⁴⁾	\$ 2,063	\$ 2,900
Total	<u>\$10,159,307</u>	<u>\$6,849,373</u>

- (1) Consists primarily of fees for the audit of annual financial statements and the audit of the effectiveness of internal control over financial reporting, review of quarterly financial statements, review of SEC registration statements and related consents and comfort letters, and services in connection with statutory or regulatory filings.
- (2) Consists primarily of fees for assurance and audit-related services not directly related to the audits. Audit-Related fees include permissible advisory services related to internal controls over financial reporting, financial due diligence, and agreed upon procedures related to certain contractual requirements.
- (3) Consists primarily of tax compliance and return preparation, and tax planning and advice. Tax compliance and return preparation services consist of preparing original and amended tax returns and claims for refunds. Tax planning and advice services consist of support during income tax audits or inquiries.
- (4) Consists of fees for licenses to online accounting information and general education and accounting guidance.

Pre-Approval Policies and Procedures

The Audit Committee approves all audit and non-audit related services provided by our independent registered public accounting firm before the engagement begins. Pre-approval may be given as part of the Audit Committee's approval of the scope of the engagement of the independent registered public accounting firm or on an individual, explicit, case-by-case basis before the independent registered public accounting firm is engaged to provide each service. The pre-approval of services may be delegated to one or more of the Audit Committee's members, but the pre-approval decision must be reported to the full Audit Committee at its next meeting.

All of the services listed in the table above were pre-approved by the Audit Committee.

Vote Required for Approval

The affirmative vote of the holders of a majority of the voting power present in person or represented by proxy and entitled to vote at the Annual Meeting will be required to ratify the selection of PwC as the Company's independent registered public accounting firm. Holders of proxies solicited by this Proxy Statement will vote the proxies received by them as directed on the proxy card or, if no direction is made, then "For" approval of this proposal. Abstentions will be counted toward the tabulation of votes cast on this proposal and will have the same effect as negative votes.

**THE BOARD OF DIRECTORS UNANIMOUSLY RECOMMENDS A VOTE "FOR" THE PROPOSAL
TO RATIFY THE SELECTION OF PRICEWATERHOUSECOOPERS LLP AS THE COMPANY'S
INDEPENDENT REGISTERED PUBLIC ACCOUNTING FIRM**

HOUSEHOLDING OF PROXY MATERIALS

The SEC has adopted rules that permit companies and intermediaries (e.g., brokers) to satisfy the delivery requirements for Notice of Internet Availability of Proxy Materials or other Annual Meeting materials with respect to two or more stockholders sharing the same address by delivering a single Notice of Internet Availability of Proxy Materials or other Annual Meeting materials addressed to those stockholders. This process, which is commonly referred to as “householding,” potentially means extra convenience for stockholders and cost savings for companies.

This year, a number of brokers with account holders who are stockholders will be “householding” our proxy materials. A single Notice of Internet Availability of Proxy Materials or other Annual Meeting materials will be delivered to multiple stockholders sharing an address unless contrary instructions have been received from the affected stockholders. Once you have received notice from your broker that they will be “householding” communications to your address, “householding” will continue until you are notified otherwise or until you revoke your consent. If, at any time, you no longer wish to participate in “householding” and would prefer to receive a separate proxy statement and annual report, please notify your broker. Stockholders who currently receive multiple copies of the proxy statement and annual report at their addresses and would like to request “householding” of their communications should contact their brokers.

NO INCORPORATION BY REFERENCE

In our filings with the SEC, information is sometimes “incorporated by reference.” This means that we are referring you to information that has previously been filed with the SEC and the information should be considered as part of the particular filing. As provided under SEC regulations, the “Report of the Audit Committee of the Board” and the “Human Resources and Compensation Committee Report” contained in this Proxy Statement specifically are not incorporated by reference into any other filings with the SEC and are not deemed to be “Soliciting Material.” In addition, this Proxy Statement includes several website addresses or references to additional company reports or policies found on those websites. These website addresses are intended to provide inactive, textual references only. The information on these websites, including the information contained in those reports and policies, is not part of this Proxy Statement and is not incorporated by reference.

ADDITIONAL INFORMATION

A copy of our Annual Report on Form 10-K for the fiscal year ended December 31, 2023 is available free of charge at the SEC’s website at www.sec.gov, on our website at <https://www.stagwellglobal.com/investors/> or upon written request to us at IR@stagwellglobal.com.

OTHER MATTERS

The Board knows of no matter to come before the Meeting other than the matters referred to in the accompanying Notice. If any matters which are not now known should properly come before the Meeting, the accompanying proxy will be voted on such matters in accordance with the best judgment of the person voting it.

By Order of the Board of Directors



Edmund D. Graff
Senior Vice President, Deputy General Counsel and
Corporate Secretary

New York, NY
April 29, 2024