

The image features a black background with several thin, light blue lines that create a sense of depth and movement. These lines are arranged in a way that suggests a network or a futuristic interface, with some lines crossing and others running parallel. The overall aesthetic is clean, modern, and tech-oriented.

FUTURE OF NEWS

FUTURE OF NEWS

May 15, 2024

**HOSTED
BY**



THANK YOU TO OUR PARTNERS

axel springer_

AXIOS

BUSINESS
INSIDER

The New York Times

POLITICO

WSJ

The Washington Post



ad fontes media

theTradeDesk®



THE OPPORTUNITY

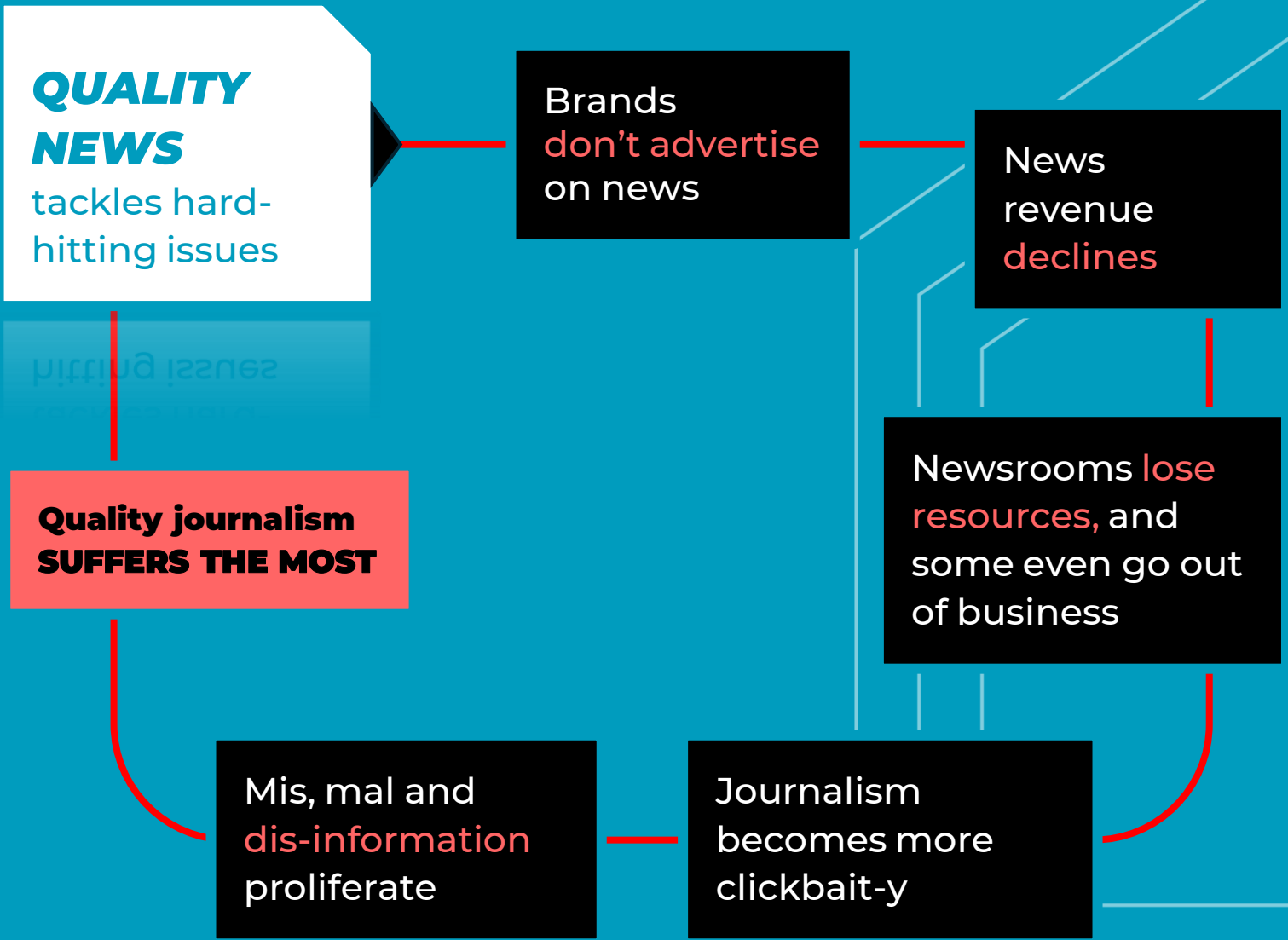
**HOSTED
BY**



NEWS IS THE FOUNDATION OF A THRIVING DEMOCRACY AND A CRITICAL MARKETING VEHICLE

- 1. Press is essential** to democracy
- 2. News is an under-tapped vehicle** to drive ROI
- 3. Partnership is needed** to enable a thriving future

BRANDS, **STOP** FEEDING THE VICIOUS CYCLE



START FEEDING THE VIRTUOUS CYCLE



BRAND SAFETY IS CONTRIBUTING TO THE VICIOUS CYCLE

ADWEEK

**Brand Safety Controls Are
Demonetizing Publishers'
Israel-Hamas Coverage**

Some publishers lose between 30% to 50% of their advertising revenue to brand safety filters

 **The Drum**

**Media agencies
struggling to keep
brands advertising
around bleak Ukraine
news cycle**

THE WALL STREET JOURNAL.

**'Shooting,' 'Bomb,' 'Trump':
Advertisers Blacklist News
Stories Online**

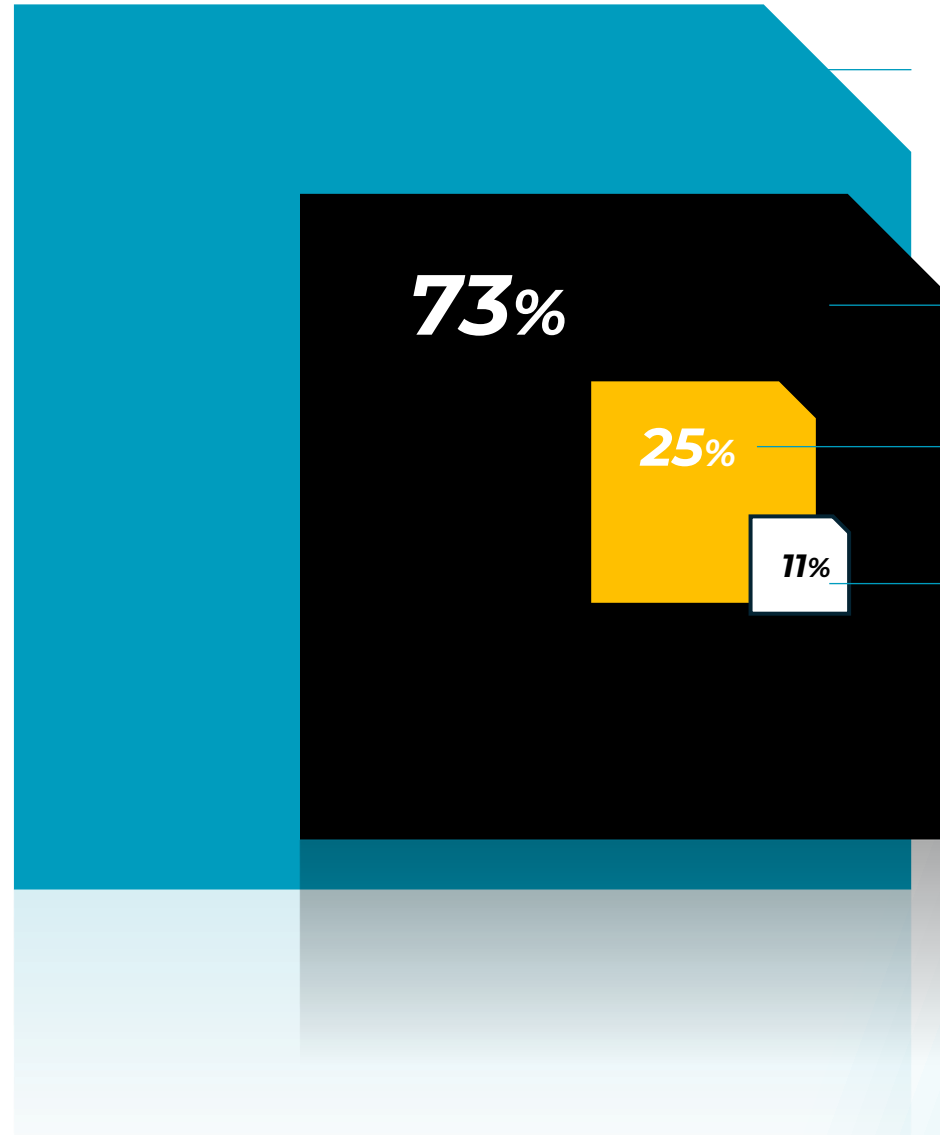
Companies are increasingly insisting their ads do not appear near articles or videos that contain any of a long list of words

**HOSTED
BY**

 **STAGWELL**

25%

OF AMERICANS ARE NEWS JUNKIES



OF THE AMERICAN POPULATION..

ARE NEWS READERS
(FOLLOW NEWS CLOSELY)

ARE NEWS JUNKIES
(FOLLOW NEWS VERY CLOSELY)

ARE EXCLUSIVE NEWS JUNKIES
(ONLY FOLLOW NEWS, NOT SPORTS OR ENTERTAINMENT, VERY CLOSELY)

**THERE
ARE MORE**

**NEWS
JUNKIES
THAN
ANYTHING
ELSE**

AMERICANS WHO CLOSELY FOLLOW...

25%



News

23%



Sports

17%



Entertainment

NEWS JUNKIES

ARE VALUABLE AUDIENCES



NEWS JUNKIES
(FOLLOW NEWS VERY CLOSELY)

Check the news
an average of
5.6 TIMES PER DAY

Read
an average of
7 news articles
PER DAY

ARE PRIMARILY

- 64%** GEN X+
- 51%** COLLEGE GRADS+
- 46%** FULL TIME EMPLOYED
- 37%** \$100K+ EARNERS

MORE THAN THE GEN. POPULATION

- 58%**
- 38%**
- 40%**
- 28%**

MICROTREND

LONG ATTENTION SPANNERS

CONVENTIONAL WISDOM

says **America's attention span is shrinking,**
but more people than ever are...




WATCHING 3-HOUR MOVIES

2023 Best Picture nominees
were longest ever on average



FINISHING TRIATHLONS

3.1 million Americans competed in 2023



TAKING UP CROSSWORDS

Nearly 20% of Americans do a daily crossword



LISTENING TO PODCASTS

16% of podcast listeners listen
for 8 or more hours a week

NEWS ADVERTISING STUDY

**HOSTED
BY**



THE STUDY AND ITS OBJECTIVE

- › A first-of-its-kind randomized experiment with nearly **50,000 American adults to determine if ad adjacency matters.**
- › **We tested 10 different brand ads** placed **adjacent to 8 types of news content**, using real ads and real stories.
- › **This definitive study provides decision-grade quantitative insights** for advertisers to better understand where and how brands should be advertising across the news industry.
- › The brands were selected from a **span of sectors among 100 best-known companies in the US** and are on a broad spectrum of corporate reputation strength.
- › **The ads were tested solely for research purposes** and the brands whose brands were tested had no input on the study.
- › **The news topics focused on top-of-mind topics** for the American public.
- › The news stories were selected from our publishing partners but were done without their input. To focus solely on ad adjacency, the story publisher brands were removed from the digital environment in which it was tested.

49,990

U.S. ADULTS IN TOTAL

+/- 0.44%

SAMPLING
MARGIN OF ERROR

≈ 5,500

U.S. ADULTS PER
NEWS TOPIC

+/- 1.32%

SAMPLING
MARGIN OF ERROR

≈ 550

U.S. ADULTS PER CELL
(AD X CONTENT TYPE)

+/- 4.38%

SAMPLING
MARGIN OF ERROR

REPUTATIONAL BRAND METRICS ASSESSED

<p>1 Purchase Intent</p>	<p>How likely or unlikely are you to make a purchase or use services from [INSERT BRAND]?</p>
<p>2 Favorability</p>	<p>How favorable or unfavorable are you towards [INSERT BRAND]?</p>

- 3 Cares about its customers
- 4 Is a trustworthy company
- 5 Offers good value to its customers
- 6 Is a company I would want to work at
- 7 Has the right values
- 8 Has quality products / services

How well you do you think each phrase or word describes [INSERT BRAND]?

Average score was created across the 8 reputational metrics
 T2B scores on a 4-point scale were used for each metric



WHAT THE RESULTS SHOW

- › It is **safe** for brands to **advertise adjacent to quality news content**, regardless of topic.
- › Ads placed adjacent to stories covering politics or gun shootings **perform as effectively** as ads placed next to a positive business story, on par with **sports and entertainment**.
- › **No brand safety issues among key demographic groups for advertisers**, including Gen Z, moms, high earners and college-educated Americans.

CONTENT TESTED: NEWS

Middle East



Inside the Hamas Tunnels That Conceal Militant Leaders and Israeli Hostages

Footage and images in the underground system included kitchens and large metal pipes.



Things to clean dishes, get for a stove here.

The Israeli military said a tunnel network that served as a long-term hideout for senior Hamas officials in Khan Younis was used to hold hostages taken from Israel last Oct. 7.

KHAN YUNIS, Gaza Strip—Beneath the rubble of a bombed-out residential neighborhood in Khan Younis lies a sprawling, subterranean complex built to shelter senior Hamas leaders and, for a time, used to hold Israeli hostages grabbed by the militant group, Israeli officers said.



An escape hatch hidden in an unassuming family home leads to a sophisticated underground system with several kitchens, fitted out with gas stoves and refrigerators, as well as sleeping quarters and bathrooms—one decorated with a mural of a tropical beachfront scene.

Crime



After Another Subway Shooting, New York Wrestles With Question of Safety

Even with the National Guard patrolling the system, some New Yorkers say they don't feel secure, particularly after the subway shooting in Brooklyn on Thursday. Others remain unfazed.



The subway crime that Jimmy Somampow had been hearing about in recent years — as well as his own experience — had already led him to make plans to leave New York City.



Then, on Friday, he saw a video online of the shooting on an A train last week. "I'm scared," said Somampow, 46, after seeing the video. Somampow lives in Elizabeth, Queens, but plans to board an Amtrak train on Monday for Florida, where he has a new job and an apartment lined up. "I feel I should move out for a while and see if New York takes action and gets better," he said.

For Elise Anderson, however, the shooting did not raise her level of concern. "I

Trump



Trump throws cold water on border bill — again

"Only a fool, or a Radical Left Democrat, would vote for this horrendous Border Bill," Trump wrote on Truth Social.



Former President Donald Trump blasted the Senate's bipartisan border bill Monday morning, calling the legislation, which would tighten asylum standards and automatically shut down the southern border to illegal crossings if encounters reached a certain daily threshold, a "great gift to the Democrats, and a Death Wish for The Republican Party."



"Only a fool, or a Radical Left Democrat, would vote for this horrendous Border Bill, which only gives Shutdown Authority after 3000 Encounters a day, when we already have the right to CLOSE THE BORDER NOW, which must be done," Trump posted on Truth Social. Some Trump surrogates have made similar arguments in recent weeks as details about the agreement began to emerge.

Biden



Biden is still running on a promise to get student-loan forgiveness 'as many borrowers as possible.' Here's where his debt relief efforts stand.



- Biden touted his efforts to help student-loan borrowers during his State of the Union address.
- While he's implemented targeted relief to borrowers, many are still waiting for broader measures.
- Here's where Biden's efforts to help borrowers stand — and what might come next.



As President Joe Biden made the final State of the Union address of his first term, he wanted federal student-loan borrowers to know that he's still fighting to get them more relief. But some borrowers still wonder when that extra relief will hit their accounts. When Biden was first running for office, he [campaigned on canceling \\$10,000](#)

Inflation



Inflation has fallen. Why are groceries still so expensive?

Clipping: supply chain disruptions, droughts, evian flu, labor shortage and more continue to keep grocery prices high.




Americans are finally getting a break from inflation, with prices for gasoline, used cars and health insurance all falling over the past year, reflecting families and housing President Biden's 2024 reelection bid. But prices painfully remain high for one particularly frequent purchase: groceries.



Grocery prices have jumped by 25 percent over the past four years, outpacing overall inflation of 10 percent during the same period. And while prices of appliances, smartphones and a smattering of other goods have declined, groceries got slightly more expensive last year, with particularly sharp jumps for beef, sugar and pine, among other items.

Business



Surging Nvidia Stock Keeps Drawing In More Believers

The chip company that is cashing in on the market's artificial intelligence obsession seems to many investors like an unstoppable force.



Nvidia's SOQA 1.28% historic run in mining profits for investors big and small. Many are betting the boom is just beginning. They are piling into trades that the chipmaker's shares, which have more than tripled over the past year, are headed still higher.



Some have turned to the options market to look for ways to turbocharge their bets on artificial intelligence after a blockbuster earnings report sent the stock up 17% over the past two days.



CONTENT TESTED: SPORTS & ENTERTAINMENT

Sports



Inside the Chiefs-49ers chess match that set up Kansas City to win the Super Bowl



LAS VEGAS — Two blitzes late in Super Bowl LVIII helped the Kansas City Chiefs cement their dynasty.

Before quarterback Patrick Mahomes could deliver his heroics in overtime, before receiver Mecole Hardman made the most significant touchdown reception of his five-year career and before coach Andy Reid could hoist his third Lombardi Trophy in five years, the Chiefs offense needed its defense to make critical, game-saving stops on third down.



Leading up to kickoff of the Super Bowl, reports indicated that the Chiefs were locked in and treating this week like a business trip. Kansas City also passed the proverbial vibe test, coming off as a team ready to handle business and set the tone early on Sunday. Despite the build-up (and an alleged "unbelievable" speech from Travis Kelce), the offensive side of the

Entertainment

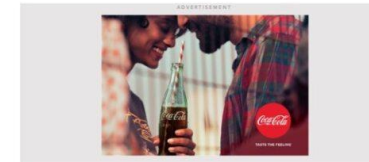


Mar 11, 2024 - Business
Oscars ratings hit 4-year high with "Barbenheimer" boost



More than 19.5 million people tuned in to watch the [Oscars](#) on Sunday — a four-year high, according to Nielsen.

Why it matters: Ratings for the Oscars — and [awards shows broadly](#) — have increased steadily from pandemic-era lows. But they are still down significantly from pre-streaming era highs.



Driving the news: This year's show saw Christopher Nolan's biographical thriller "Oppenheimer" take home the award for best picture, bucking a recent trend of [indie films](#) without much consumer appeal winning the top prize.

HOSTED BY



TO PUT ANOTHER WAY: “NOT BRAND SAFE” VS. “BRAND SAFE”

“NOT BRAND SAFE”

Middle East

Crime

Trump

Biden

Inflation

Business

Sports

Entertainment



World-Urban East Insider the Hamas tunnels that conceal militant leaders and Israeli hostages

Insider and things in the underground tunnels between hostages and militant groups



TOP FOUR SHOOTERS KIAN YOUNG, Gun Shop — Smash the rubble of a head-on collision

Smash the rubble of a head-on collision... Kian Young, Gun Shop — Smash the rubble of a head-on collision



Trump throws cold water on border bill — again

Trump, a Republican, says he will not sign the bill



After Another Subway Shooting, New York Wrestles With Question of Safety

Even with the National Guard patrolling the system, some New Yorkers say they don't feel secure, particularly after the subway shooting in Brooklyn on Thursday. Experts remain calm.



Former President Donald Trump blasted the Senate's bipartisan border bill Monday morning, saying the legislation, which would tighten entry standards and automatically shut down the southern border to illegal crossings if expenses reached a certain daily threshold, a "year gift to the Democrats, and a Death Wish for the Republican Party."



Biden is still running on a promise to get student-loan forgiveness to 'as many borrowers as possible.' Here's where his debt relief efforts stand.

Biden touted his efforts to help student-loan borrowers during his State of the Union address. While his administration targeted relief to borrowers, many are still waiting for broader measures. Here's where Biden's efforts to help borrowers stand — and what might come next.



Inflation has fallen. Why are groceries still so expensive?

Despite reports that inflation is dropping, why do labor shortages and more continue to keep grocery prices high?



Surging Nvidia Stock Keeps Drawing In More Believers

The chip company that is leading in the market's artificial intelligence boom continues to draw investors like an irresistible force



Inside the Chiefs-49ers chess match that set up Kansas City to win the Super Bowl

Before quarterback Patrick Mahomes could deliver his best performance in front of the Chiefs, he had to outmaneuver the 49ers' defense. Here's how the Chiefs did it.



Oscars ratings hit 4-year high with 'Barbenheimer' boost

More than 14.5 million people tuned in to watch the Oscars on Sunday — a four-year high, according to Nielsen. Why it matters: Ratings for the Oscars — and *Barbenheimer* — have increased steadily from pandemic-era lows. But they are still down significantly from pre-pandemic era highs.



Leading up to kickoff of the Super Bowl, reports indicated that the Chiefs were locked in and testing the week like a business 101. Kansas City also passed the proverbial coin test, coming out of its locker ready to battle, however, and the love story on display. Despite the buildup, the Chiefs' offensive side of the

Leading up to kickoff of the Super Bowl, reports indicated that the Chiefs were locked in and testing the week like a business 101. Kansas City also passed the proverbial coin test, coming out of its locker ready to battle, however, and the love story on display. Despite the buildup, the Chiefs' offensive side of the



Driving the news: This year's show saw Christopher Nolan's biographical thriller 'Oppenheimer' take home the award for best picture, leading a recent trend of indie films without much

consumer appeal winning the top prize.



Some have turned to the options market to look for ways to turbocharge their bets on artificial intelligence after a blockbuster earnings report sent the stock up 17% over the past two days.

Some have turned to the options market to look for ways to turbocharge their bets on artificial intelligence after a blockbuster earnings report sent the stock up 17% over the past two days.



Driving the news: This year's show saw Christopher Nolan's biographical thriller 'Oppenheimer' take home the award for best picture, leading a recent trend of indie films without much

consumer appeal winning the top prize.

HOSTED BY STAGWELL



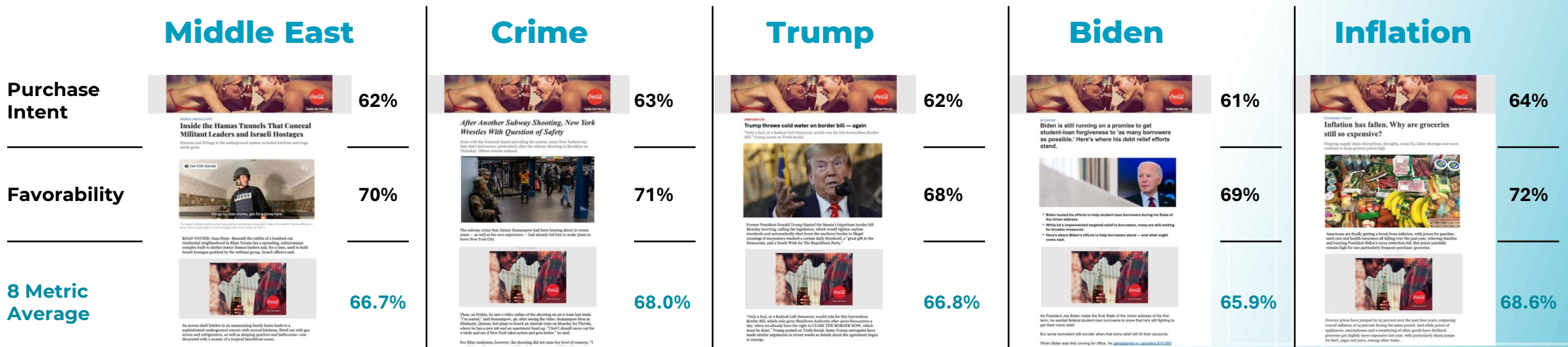
KEY FINDINGS

**HOSTED
BY**



ADS ADJACENT TO TOP-OF-MIND NEWS CONTENT PERFORM EQUALLY WELL..

AVERAGE BRAND REPUTATIONAL METRICS



Base: Trump (n=5530), Biden (n=5557), Mideast (n=5557), Crime (n=5560)

QFAV2. Please indicate how favorable or unfavorable you are towards [BRAND]. If you do not know enough about the company to have an opinion, please indicate so.

QBPI2. Please indicate how likely or unlikely you are to make a purchase or use services from [BRAND] over the next 6 months.

QATTR2. Below are some phrases and words. Please indicate how well do you think each phrase or word describes [BRAND].

HOSTED BY



...COMPARED TO “BRAND SAFE” CONTENT PERFORMANCE

AVERAGE BRAND REPUTATIONAL METRICS

Purchase Intent

Favorability

8 Metric Average

Business



Surging Nvidia Stock Keeps Drawing In More Believers
The chip company that is cashing in on the market's artificial intelligence obsession seems to many investors like an unstoppable force

61%



70%

Nvidia's STOCK LIES historic run is missing profits for investors big and small. Many are betting the boom is just beginning. They are piling into trades that the chipmaker's shares, which have more than tripled over the past year, are headed still higher.



67.5%

Some have turned to the options market to look for ways to turbocharge their bets on artificial intelligence after a black-hater earnings report sent the stock up 17% over the past two days.

Entertainment



Oscars ratings hit 4-year high with 'Barbenheimer' boost

62%



73%

More than 99.5 million people tuned in to watch the **Oscars** on Sunday — a four-year high, according to Nielsen. **Why it matters:** Ratings for the Oscars — and **grossing films locally** — have increased steadily from pandemic-era lows. But they are still down significantly from pre-streaming era highs.



68.0%

Driving the news: This year's show saw Christopher Nolan's biographical thriller "Oppenheimer" take home the award for best picture, bucking a recent trend of **indie films** without much consumer appeal winning the top prize.

Sports



Inside the Chiefs-49ers chess match that set up Kansas City to win the Super Bowl

64%



72%

LAS VEGAS — Two blitzes late in Super Bowl LVIII helped the Kansas City Chiefs cement their dynasty.

Before quarterback Patrick Mahomes could deliver his heroics in overtime, before receiver Nico Collins made the most significant touchdown reception of his five-year career and before coach Andy Reid could boast his third Lombardi Trophy in five years, the Chiefs offense needed its defense to make critical, game-saving stops on third down.



69.6%

Leading up to kickoff of the Super Bowl, reports indicated that the Chiefs were locked in and treating this week like a business trip. Kansas City also passed the proverbial lit test, coming off as a team ready to handle business and set the tone early on Sunday. Despite the build-up (and an alleged "unbelievable" speech from Travis Kelce), the offensive side of the

Base: Trump (n=5530), Biden (n=5557), Mideast (n=5557), Crime (n=5560)

QFAV2. Please indicate how favorable or unfavorable you are towards [BRAND]. If you do not know enough about the company to have an opinion, please indicate so.

QBPI2. Please indicate how likely or unlikely you are to make a purchase or use services from [BRAND] over the next 6 months.

QATTR2. Below are some phrases and words. Please indicate how well do you think each phrase or word describes [BRAND].

HOSTED BY



ADS ADJACENT TO “NOT BRAND SAFE” STORIES PERFORM ON PAR

— with ads next to the “brand safe” articles.

AVERAGE BRAND REPUTATIONAL METRICS

‘Not Brand Safe’ Content

67.2%

8 Metric Average

Trump, Middle East, Crime, Biden, Inflation

‘Brand Safe’ Content

68.3%

8 Metric Average

Business, Sports, Entertainment

Base: Trump (n=5530), Biden (n=5557), Mideast (n=5557), Business (n=5552), Inflation (n=5557) Crime (n=5560), Sports (n=5560), Entertainment (n=5556).

QFAV2. Please indicate how favorable or unfavorable you are towards [BRAND]. If you do not know enough about the company to have an opinion, please indicate so.

QBPI2. Please indicate how likely or unlikely you are to make a purchase or use services from [BRAND] over the next 6 months.

QATTR2. Below are some phrases and words. Please indicate how well do you think each phrase or word describes [BRAND].

HOSTED
BY



LESS THAN THREE POINT DIFFERENCE IN BRAND PERFORMANCE ACROSS ALL ARTICLES

Reputational Brand Metric (% Top 2 box)	Average (across topics)	Middle East (across brands)	Crime (across brands)	Trump (across brands)	Biden (across brands)	Inflation (across brands)	Business (across brands)	Entertainment (across brands)	Sports (across brands)
Purchase intent	62%	62%	63%	62%	61%	64%	61%	62%	64%
Favorability	71%	70%	71%	68%	69%	72%	70%	73%	72%
Cares about customers	70%	69%	71%	68%	68%	71%	70%	70%	72%
Trustworthy	72%	71%	71%	71%	70%	72%	71%	72%	74%
Good value	74%	73%	75%	73%	73%	75%	75%	75%	76%
Want to work at	49%	49%	48%	49%	48%	50%	49%	49%	51%
Right values	66%	65%	66%	65%	63%	67%	66%	66%	68%
Quality products	78%	76%	79%	77%	76%	78%	78%	78%	80%
8 Metric Average	67.6%	66.7%	68.0%	66.8%	65.9%	68.6%	67.5%	68.0%	69.6%

Base: Trump (n=5530), Biden (n=5557), Mideast (n=5557), Business (n=5552), Inflation (n=5557) Crime (n=5560), Sports (n=5560), Entertainment (n=5556).
 QFAV2. Please indicate how favorable or unfavorable you are towards [BRAND]. If you do not know enough about the company to have an opinion, please indicate so.
 QBPI2. Please indicate how likely or unlikely you are to make a purchase or use services from [BRAND] over the next 6 months.
 QATTR2. Below are some phrases and words. Please indicate how well do you think each phrase or word describes [BRAND].



DETAILED DEMOGRAPHIC FINDINGS

**HOSTED
BY**



NO BRAND SAFETY ISSUES AMONG AMERICANS FOLLOWING THE NEWS VERY CLOSELY

Reputational Brand Metric (% Top 2 box)	Average (across topics)	Middle East (across brands)	Crime (across brands)	Trump (across brands)	Biden (across brands)	Inflation (across brands)	Business (across brands)	Entertainment (across brands)	Sports (across brands)
Purchase intent	70%	70%	70%	72%	68%	72%	70%	69%	72%
Favorability	77%	74%	78%	76%	76%	79%	78%	79%	80%
Cares about customers	77%	75%	79%	75%	75%	77%	78%	76%	78%
Trustworthy	78%	76%	78%	78%	75%	79%	78%	78%	80%
Good value	80%	78%	82%	80%	78%	80%	81%	78%	81%
Want to work at	58%	56%	61%	59%	56%	59%	58%	58%	60%
Right values	72%	70%	73%	72%	69%	74%	73%	71%	75%
Quality products	83%	81%	85%	83%	81%	83%	84%	83%	86%
8 Metric Average	74.4%	72.4%	75.8%	74.4%	72.3%	75.5%	75.0%	73.9%	76.3%

Base: Trump (n=1135), Biden (n=1305), Mideast (n=1341), Business (n=1306), Inflation (n=1305) Crime (n=1318), Sports (n=1307), Entertainment (n=1296).
 QFAV2. Please indicate how favorable or unfavorable you are towards [BRAND]. If you do not know enough about the company to have an opinion, please indicate so.
 QBPI2. Please indicate how likely or unlikely you are to make a purchase or use services from [BRAND] over the next 6 months.
 QATTR2. Below are some phrases and words. Please indicate how well do you think each phrase or word describes [BRAND].



NO BRAND SAFETY ISSUES AMONG GEN Z

Reputational Brand Metric (% Top 2 box)	Average (across topics)	Middle East (across brands)	Crime (across brands)	Trump (across brands)	Biden (across brands)	Inflation (across brands)	Business (across brands)	Entertainment (across brands)	Sports (across brands)
Purchase intent	65%	65%	67%	64%	64%	66%	65%	62%	69%
Favorability	69%	70%	69%	67%	65%	69%	70%	71%	73%
Cares about customers	73%	73%	73%	72%	70%	74%	73%	71%	75%
Trustworthy	73%	71%	72%	74%	73%	73%	71%	73%	77%
Good value	77%	75%	78%	77%	75%	80%	79%	76%	78%
Want to work at	52%	52%	55%	50%	50%	52%	51%	53%	55%
Right values	70%	72%	68%	71%	68%	72%	69%	70%	72%
Quality products	78%	77%	79%	78%	76%	77%	76%	79%	80%
8 Metric Average	69.7%	69.4%	70.1%	69.2%	67.6%	70.3%	69.3%	69.5%	72.4%

Base: Trump (n=743), Biden (n=619), Mideast (n=629), Business (n=677), Inflation (n=659) Crime (n=868), Sports (n=658), Entertainment (n=642).
 QFAV2. Please indicate how favorable or unfavorable you are towards [BRAND]. If you do not know enough about the company to have an opinion, please indicate so.
 QBPI2. Please indicate how likely or unlikely you are to make a purchase or use services from [BRAND] over the next 6 months.
 QATTR2. Below are some phrases and words. Please indicate how well do you think each phrase or word describes [BRAND].



NO BRAND SAFETY ISSUES AMONG MOMS

Reputational Brand Metric (% Top 2 box)	Average (across topics)	Middle East (across brands)	Crime (across brands)	Trump (across brands)	Biden (across brands)	Inflation (across brands)	Business (across brands)	Entertainment (across brands)	Sports (across brands)
Purchase intent	68%	67%	68%	67%	66%	70%	70%	68%	72%
Favorability	73%	71%	72%	69%	71%	73%	74%	76%	75%
Cares about customers	73%	73%	72%	70%	72%	74%	76%	71%	76%
Trustworthy	74%	72%	73%	75%	72%	77%	75%	75%	77%
Good value	78%	78%	75%	77%	75%	79%	80%	77%	82%
Want to work at	55%	54%	54%	55%	55%	54%	55%	55%	56%
Right values	70%	69%	69%	71%	67%	72%	71%	69%	74%
Quality products	80%	78%	79%	80%	79%	80%	82%	78%	83%
8 Metric Average	71.4%	70.3%	70.3%	70.5%	69.6%	72.3%	73.1%	71.0%	74.5%

Base: Trump (n=944), Biden (n=1036), Mideast (n=929), Business (n=964), Inflation (n=946) Crime (n=908), Sports (n=1028), Entertainment (n=1001).
QFAV2. Please indicate how favorable or unfavorable you are towards [BRAND]. If you do not know enough about the company to have an opinion, please indicate so.
QBPI2. Please indicate how likely or unlikely you are to make a purchase or use services from [BRAND] over the next 6 months.
QATTR2. Below are some phrases and words. Please indicate how well do you think each phrase or word describes [BRAND].



NO BRAND SAFETY ISSUES AMONG AMERICANS WITH A COLLEGE DEGREE

Reputational Brand Metric (% Top 2 box)	Average (across topics)	Middle East (across brands)	Crime (across brands)	Trump (across brands)	Biden (across brands)	Inflation (across brands)	Business (across brands)	Entertainment (across brands)	Sports (across brands)
Purchase intent	64%	65%	64%	65%	62%	65%	62%	63%	65%
Favorability	72%	71%	73%	71%	70%	74%	71%	74%	74%
Cares about customers	70%	69%	72%	69%	69%	71%	70%	70%	72%
Trustworthy	72%	73%	71%	71%	72%	73%	72%	72%	75%
Good value	75%	75%	75%	74%	74%	77%	76%	75%	76%
Want to work at	47%	47%	47%	48%	47%	48%	47%	47%	48%
Right values	65%	65%	66%	64%	62%	65%	65%	65%	67%
Quality products	79%	79%	80%	79%	77%	80%	79%	78%	82%
8 Metric Average	68.2%	68.0%	68.5%	67.5%	66.7%	69.2%	67.5%	68.2%	69.7%

Base: Trump (n=1574), Biden (n=2021), Mideast (n=1989), Business (n=1982), Inflation (n=1925) Crime (n=1982), Sports (1936), Entertainment (n=1981).
 QFAV2. Please indicate how favorable or unfavorable you are towards [BRAND]. If you do not know enough about the company to have an opinion, please indicate so.
 QBPI2. Please indicate how likely or unlikely you are to make a purchase or use services from [BRAND] over the next 6 months.
 QATTR2. Below are some phrases and words. Please indicate how well do you think each phrase or word describes [BRAND].



NO BRAND SAFETY ISSUES AMONG **HIGH EARNERS** (\$100K+ HOUSEHOLDS)

Reputational Brand Metric (% Top 2 box)	Average (across topics)	Middle East (across brands)	Crime (across brands)	Trump (across brands)	Biden (across brands)	Inflation (across brands)	Business (across brands)	Entertainment (across brands)	Sports (across brands)
Purchase intent	66%	64%	65%	68%	66%	67%	64%	65%	66%
Favorability	73%	72%	73%	72%	72%	73%	71%	74%	77%
Cares about customers	71%	70%	72%	68%	69%	74%	69%	71%	73%
Trustworthy	74%	73%	73%	73%	72%	76%	72%	72%	78%
Good value	76%	75%	77%	75%	75%	77%	75%	76%	79%
Want to work at	48%	48%	47%	50%	48%	49%	46%	46%	50%
Right values	66%	65%	68%	65%	64%	68%	66%	65%	69%
Quality products	80%	78%	82%	80%	78%	81%	78%	78%	82%
8 Metric Average	69.1%	68.2%	69.6%	69.0%	67.8%	70.5%	67.7%	68.4%	71.8%

Base: Trump (n=846), Biden (n=1330), Mideast (n=1282), Business (n=1299), Inflation (n=1285) Crime (n=1223), Sports (n=1311), Entertainment (n=1321).
QFAV2. Please indicate how favorable or unfavorable you are towards [BRAND]. If you do not know enough about the company to have an opinion, please indicate so.
QBPI2. Please indicate how likely or unlikely you are to make a purchase or use services from [BRAND] over the next 6 months.
QATTR2. Below are some phrases and words. Please indicate how well do you think each phrase or word describes [BRAND].



NO BRAND SAFETY ISSUES AMONG **DEMOCRATS**

Reputational Brand Metric (% Top 2 box)	Average (across topics)	Middle East (across brands)	Crime (across brands)	Trump (across brands)	Biden (across brands)	Inflation (across brands)	Business (across brands)	Entertainment (across brands)	Sports (across brands)
Purchase intent	65%	65%	64%	64%	66%	67%	64%	64%	65%
Favorability	74%	72%	73%	70%	75%	77%	73%	74%	75%
Cares about customers	73%	72%	73%	72%	73%	75%	72%	71%	75%
Trustworthy	75%	74%	73%	74%	75%	76%	74%	74%	76%
Good value	78%	77%	78%	75%	77%	80%	79%	77%	79%
Want to work at	53%	52%	51%	53%	54%	53%	51%	52%	55%
Right values	69%	69%	69%	68%	69%	71%	69%	69%	71%
Quality products	80%	79%	81%	79%	79%	82%	80%	79%	82%
8 Metric Average	70.7%	70.2%	70.3%	69.6%	70.9%	72.6%	70.3%	70.0%	72.0%

Base: Trump (n=1767), Biden (n=1911), Mideast (n=1901), Business (n=1912), Inflation (n=1878) Crime (n=1935), Sports (n=1861), Entertainment (n=1841).
 QFAV2. Please indicate how favorable or unfavorable you are towards [BRAND]. If you do not know enough about the company to have an opinion, please indicate so.
 QBPI2. Please indicate how likely or unlikely you are to make a purchase or use services from [BRAND] over the next 6 months.
 QATTR2. Below are some phrases and words. Please indicate how well do you think each phrase or word describes [BRAND].



AD ADJACENCY IMPACT AMONG **REPUBLICANS**

Reputational Brand Metric (% Top 2 box)	Average (across topics)	Middle East (across brands)	Crime (across brands)	Trump (across brands)	Biden (across brands)	Inflation (across brands)	Business (across brands)	Entertainment (across brands)	Sports (across brands)
Purchase intent	63%	62%	64%	63%	59%	64%	63%	63%	64%
Favorability	71%	71%	71%	70%	65%	71%	71%	75%	73%
Cares about customers	70%	69%	72%	71%	66%	70%	71%	72%	72%
Trustworthy	73%	72%	72%	73%	69%	73%	74%	73%	75%
Good value	74%	73%	74%	76%	71%	74%	75%	75%	76%
Want to work at	48%	47%	48%	49%	44%	49%	48%	48%	49%
Right values	66%	64%	67%	67%	60%	66%	67%	65%	68%
Quality products	79%	77%	80%	79%	76%	78%	79%	79%	81%
8 Metric Average	67.8%	67.0%	68.5%	68.5%	63.8%	68.1%	68.4%	68.7%	69.7%

Base: Trump (n=1768), Biden (n=1836), Mideast (n=1844), Business (n=1813), Inflation (n=1816) Crime (n=1800), Sports (n=1851), Entertainment (n=1836).
 QFAV2. Please indicate how favorable or unfavorable you are towards [BRAND]. If you do not know enough about the company to have an opinion, please indicate so.
 QBPI2. Please indicate how likely or unlikely you are to make a purchase or use services from [BRAND] over the next 6 months.
 QATTR2. Below are some phrases and words. Please indicate how well do you think each phrase or word describes [BRAND].



NO BRAND SAFETY ISSUES AMONG **INDEPENDENTS**

Reputational Brand Metric (% Top 2 box)	Average (across topics)	Middle East (across brands)	Crime (across brands)	Trump (across brands)	Biden (across brands)	Inflation (across brands)	Business (across brands)	Entertainment (across brands)	Sports (across brands)
Purchase intent	60%	58%	61%	60%	57%	60%	58%	59%	64%
Favorability	67%	66%	68%	64%	66%	68%	66%	68%	71%
Cares about customers	66%	66%	67%	63%	66%	67%	66%	66%	70%
Trustworthy	68%	67%	68%	66%	67%	68%	66%	68%	72%
Good value	71%	69%	71%	71%	71%	73%	71%	71%	73%
Want to work at	46%	46%	47%	44%	46%	48%	45%	46%	49%
Right values	62%	62%	62%	61%	62%	64%	61%	62%	65%
Quality products	75%	74%	75%	73%	74%	76%	75%	75%	78%
8 Metric Average	64.4%	63.5%	65.0%	62.7%	63.6%	65.4%	63.5%	64.5%	67.5%

Base: Trump (n=1605), Biden (n=1525), Mideast (n=1505), Business (n=1531), Inflation (n=1540) Crime (n=1516), Sports (n=1559), Entertainment (n=1572).
QFAV2. Please indicate how favorable or unfavorable you are towards [BRAND]. If you do not know enough about the company to have an opinion, please indicate so.
QBPI2. Please indicate how likely or unlikely you are to make a purchase or use services from [BRAND] over the next 6 months.
QATTR2. Below are some phrases and words. Please indicate how well do you think each phrase or word describes [BRAND].



A PLAYOFF OR A DRUMBEAT?

Both are valuable and should be considered equally **depending on your strategy and goals.**



\$2MM
IN **NEWS**

- A sustained campaign with targeted, high impact content
- Highly important audience
- Unduplicated reach
- Highly engaged readers



\$2MM
IN **SPORTS**


One :30sec commercial during the NBA playoffs

NEWS CAN BE MORE EFFECTIVE & EFFICIENT

- › **Sports and entertainment are already darlings of brand advertising**
- › **News is under-monetized and prejudiced against**
- › **News presents the opportunity to reach a valuable, unduplicated audience**
- › **And our research shows that you don't have to give up safety to take advantage of this opportunity**

THANK YOU

**HOSTED
BY**
 **STAGWELL**



FUTURE OF NEWS

**HOSTED
BY**

